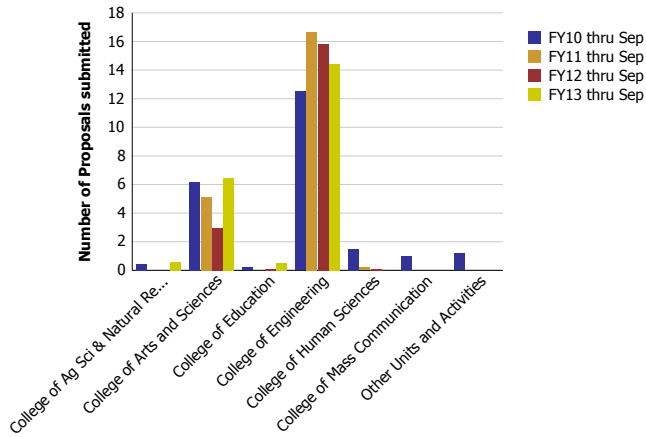
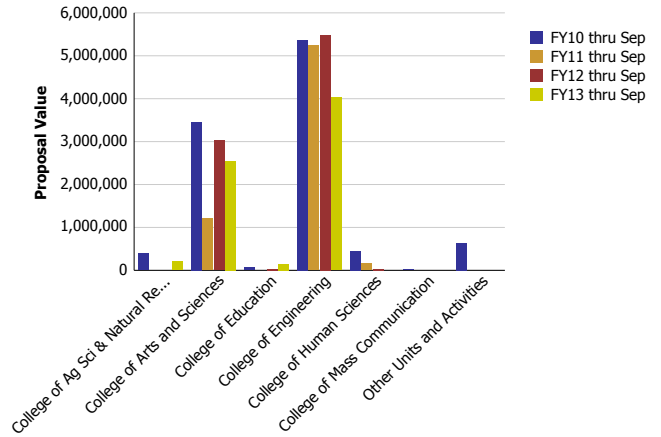


Research Metrics through September FY13 (by Faculty Home Department) (NSF)

Number of Proposals submitted to NSF by Faculty Home Department

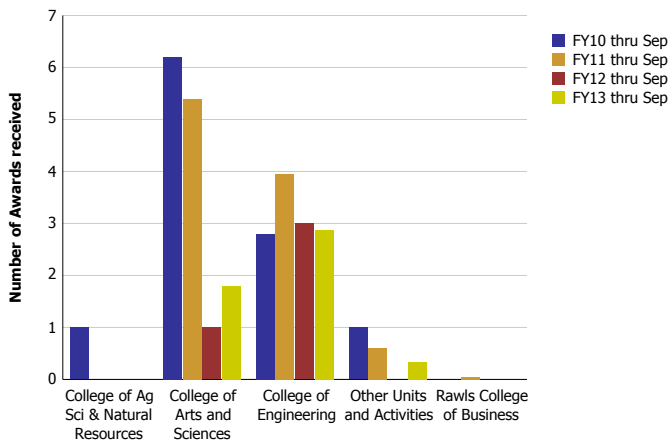


Proposal Value submitted to NSF by Faculty Home Department

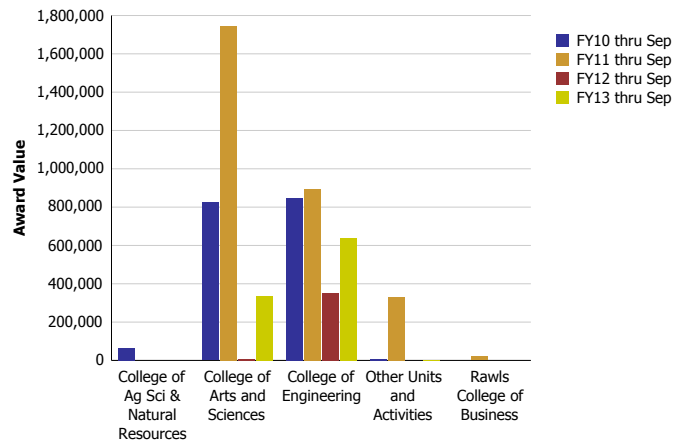


Number of Proposals submitted	FY10 thru Sep	FY11 thru Sep	FY12 thru Sep	FY13 thru Sep	Proposal Value	FY10 thru Sep	FY11 thru Sep	FY12 thru Sep	FY13 thru Sep
College of Ag Sci & Natural Resources	0.45			0.60	College of Ag Sci & Natural Resources	391,558			207,892
College of Arts and Sciences	6.17	5.15	2.96	6.47	College of Arts and Sciences	3,458,782	1,209,582	3,024,825	2,550,084
College of Education	0.20		0.10	0.50	College of Education	68,832		35,495	150,000
College of Engineering	12.51	16.65	15.84	14.43	College of Engineering	5,363,735	5,238,600	5,483,850	4,030,166
College of Human Sciences	1.50	0.20	0.10		College of Human Sciences	447,106	158,645	35,495	
College of Mass Communication	1.00				College of Mass Communication	19,177			
Other Units and Activities	1.17				Other Units and Activities	645,238			
Total	23	22	19	22	Total	10,394,430	6,606,827	8,579,666	6,938,142

Number of Awards received from NSF by Faculty Home Department



Award Value received from NSF by Faculty Home Department



Number of Awards received	FY10 thru Sep	FY11 thru Sep	FY12 thru Sep	FY13 thru Sep	Award Value	FY10 thru Sep	FY11 thru Sep	FY12 thru Sep	FY13 thru Sep
College of Ag Sci & Natural Resources	1.00				College of Ag Sci & Natural Resources	65,675			
College of Arts and Sciences	6.20	5.40	1.00	1.79	College of Arts and Sciences	824,318	1,745,462	7,500	334,988
College of Engineering	2.80	3.95	3.00	2.88	College of Engineering	846,816	894,495	349,927	637,419
Other Units and Activities	1.00	0.60		0.33	Other Units and Activities	5,225	332,710		3,300
Rawls College of Business		0.05			Rawls College of Business		20,750		
Total	11	10	4	5	Total	1,742,034	2,993,418	357,427	975,707