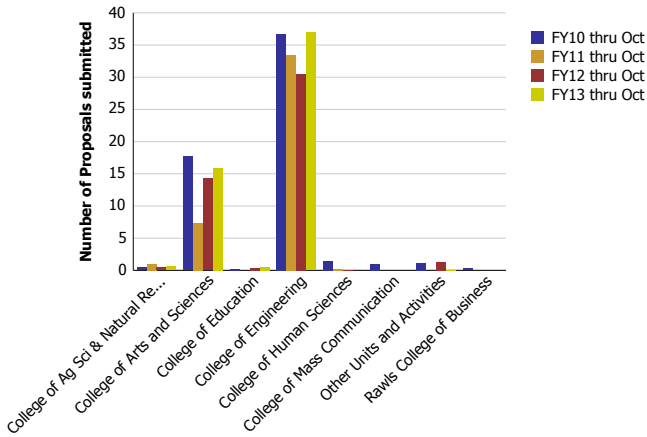
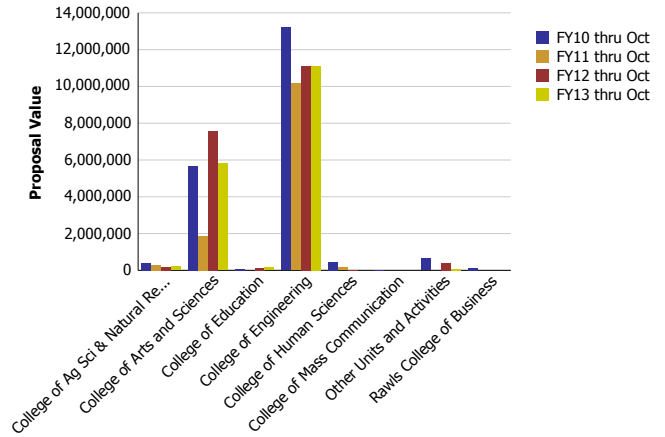


Research Metrics through October FY13 (by Faculty Home Department) (NSF)

Number of Proposals submitted to NSF by Faculty Home Department

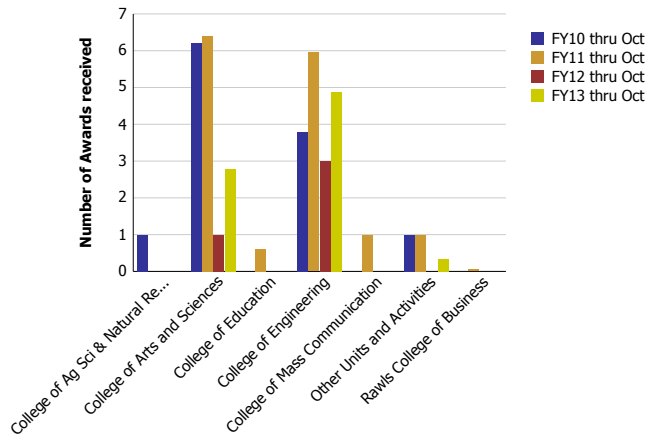


Proposal Value submitted to NSF by Faculty Home Department

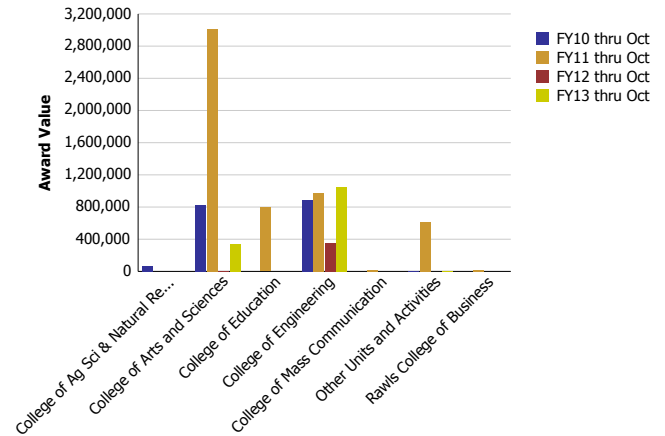


Number of Proposals submitted	FY10 thru Oct	FY11 thru Oct	FY12 thru Oct	FY13 thru Oct	Proposal Value	FY10 thru Oct	FY11 thru Oct	FY12 thru Oct	FY13 thru Oct
College of Ag Sci & Natural Resources	0.45	1.00	0.43	0.60	College of Ag Sci & Natural Resources	391,558	299,578	199,485	207,892
College of Arts and Sciences	17.67	7.31	14.29	15.87	College of Arts and Sciences	5,658,338	1,861,264	7,582,748	5,813,570
College of Education	0.20		0.40	0.50	College of Education	68,832		122,659	150,000
College of Engineering	36.71	33.49	30.53	36.93	College of Engineering	13,198,128	10,155,340	11,113,228	11,122,915
College of Human Sciences	1.50	0.20	0.10		College of Human Sciences	447,106	158,645	35,495	
College of Mass Communication	1.00				College of Mass Communication	19,177			
Other Units and Activities	1.17		1.25	0.10	Other Units and Activities	645,238		388,498	60,561
Rawls College of Business	0.30				Rawls College of Business	140,681			
Total	59	42	47	54	Total	20,569,059	12,474,827	19,442,113	17,354,938

Number of Awards received from NSF by Faculty Home Department



Award Value received from NSF by Faculty Home Department



Number of Awards received	FY10 thru Oct	FY11 thru Oct	FY12 thru Oct	FY13 thru Oct	Award Value	FY10 thru Oct	FY11 thru Oct	FY12 thru Oct	FY13 thru Oct
College of Ag Sci & Natural Resources	1.00				College of Ag Sci & Natural Resources	65,675			
College of Arts and Sciences	6.20	6.40	1.00	2.79	College of Arts and Sciences	824,318	3,009,189	7,500	337,988
College of Education		0.60			College of Education		794,818		
College of Engineering	3.80	5.95	3.00	4.88	College of Engineering	886,710	979,582	349,927	1,052,791
College of Mass Communication		1.00			College of Mass Communication		20,144		
Other Units and Activities	1.00	1.00		0.33	Other Units and Activities	5,225	618,707		3,300
Rawls College of Business		0.05			Rawls College of Business		20,750		
Total	12	15	4	8	Total	1,781,928	5,443,191	357,427	1,394,079