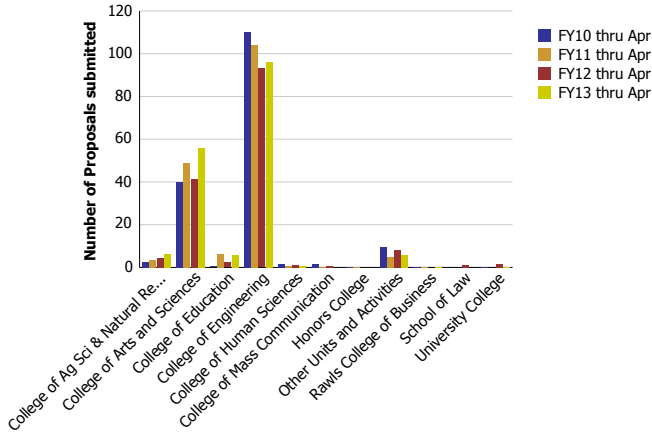
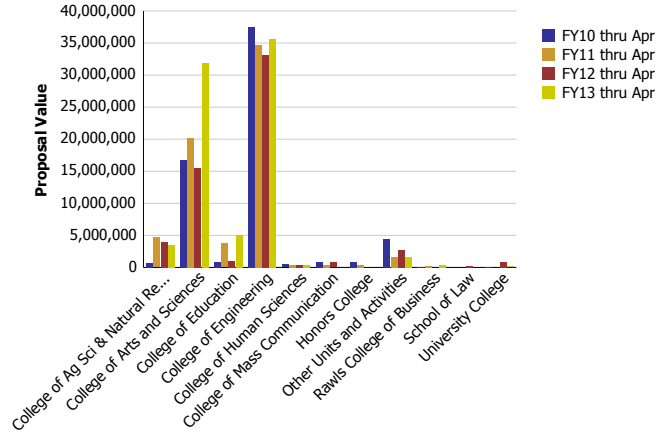


## Research Metrics through April FY13 (by Submitting Unit) NSF

Number of Proposals submitted to NSF by Submitting Unit

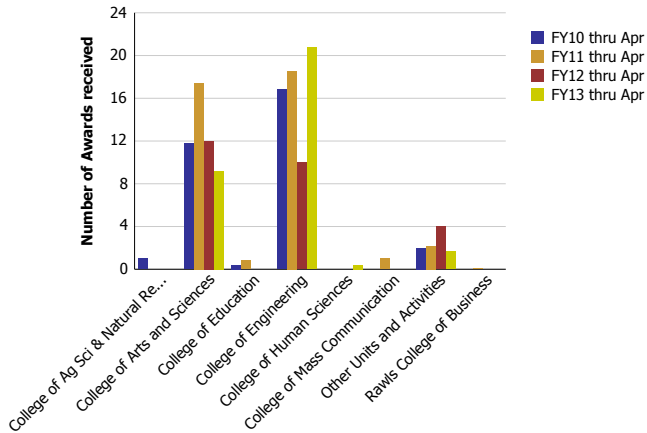


Proposal Value submitted to NSF by Submitting Unit

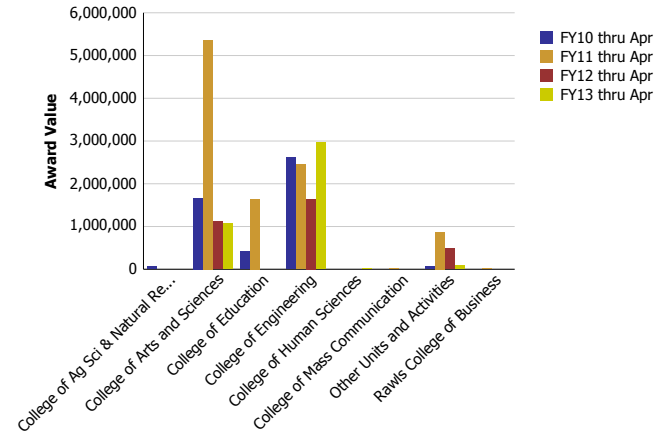


Number of Proposals submitted	FY10 thru Apr	FY11 thru Apr	FY12 thru Apr	FY13 thru Apr	Proposal Value	FY10 thru Apr	FY11 thru Apr	FY12 thru Apr	FY13 thru Apr
College of Ag Sci & Natural Resources	2.71	3.60	4.58	6.43	College of Ag Sci & Natural Resources	752,481	4,669,003	3,973,674	3,495,804
College of Arts and Sciences	39.84	48.72	41.46	55.86	College of Arts and Sciences	16,813,332	20,157,922	15,545,099	31,917,849
College of Education	0.45	6.09	2.33	6.00	College of Education	852,978	3,723,859	1,002,657	5,074,551
College of Engineering	110.06	104.10	93.11	96.22	College of Engineering	37,534,791	34,688,053	33,117,124	35,665,077
College of Human Sciences	1.50	0.73	1.33	0.52	College of Human Sciences	447,106	362,190	355,964	377,883
College of Mass Communication	1.60	0.20	0.70		College of Mass Communication	863,197	433,081	780,730	
Honors College	0.25	0.20			Honors College	784,146	433,081		
Other Units and Activities	9.46	5.06	7.98	5.70	Other Units and Activities	4,414,486	1,673,313	2,778,212	1,596,346
Rawls College of Business	0.05	0.30		0.12	Rawls College of Business	35,000	170,588		359,972
School of Law			1.10		School of Law			234,717	
University College	0.08		1.41	0.15	University College	12,000		784,410	149,660
<b>Total</b>	<b>166</b>	<b>169</b>	<b>154</b>	<b>171</b>	<b>Total</b>	<b>62,509,518</b>	<b>66,311,090</b>	<b>58,572,587</b>	<b>78,637,141</b>

Number of Awards received from NSF by Submitting Unit



Award Value received from NSF by Submitting Unit



Number of Awards received	FY10 thru Apr	FY11 thru Apr	FY12 thru Apr	FY13 thru Apr	Award Value	FY10 thru Apr	FY11 thru Apr	FY12 thru Apr	FY13 thru Apr
College of Ag Sci & Natural Resources	1.00				College of Ag Sci & Natural Resources	65,675			
College of Arts and Sciences	11.77	17.42	12.00	9.20	College of Arts and Sciences	1,667,744	5,365,630	1,120,233	1,075,795
College of Education	0.40	0.80			College of Education	410,130	1,647,954		
College of Engineering	16.83	18.53	10.00	20.73	College of Engineering	2,613,771	2,452,584	1,644,351	2,968,511
College of Human Sciences				0.40	College of Human Sciences				17,674
College of Mass Communication		1.00			College of Mass Communication		20,144		
Other Units and Activities	2.00	2.20	4.00	1.67	Other Units and Activities	62,404	873,972	487,221	88,278
Rawls College of Business		0.05			Rawls College of Business		20,750		
<b>Total</b>	<b>32</b>	<b>40</b>	<b>26</b>	<b>32</b>	<b>Total</b>	<b>4,819,724</b>	<b>10,381,035</b>	<b>3,251,805</b>	<b>4,150,257</b>