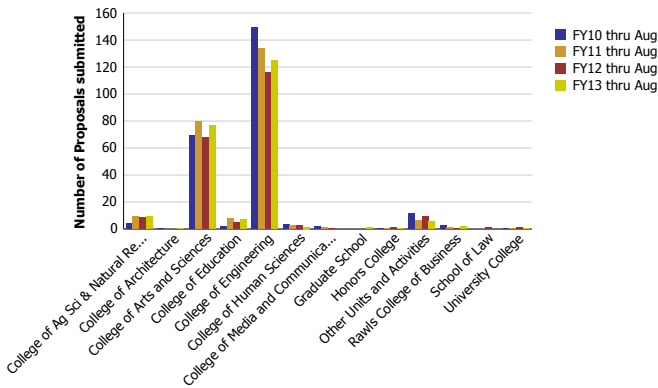
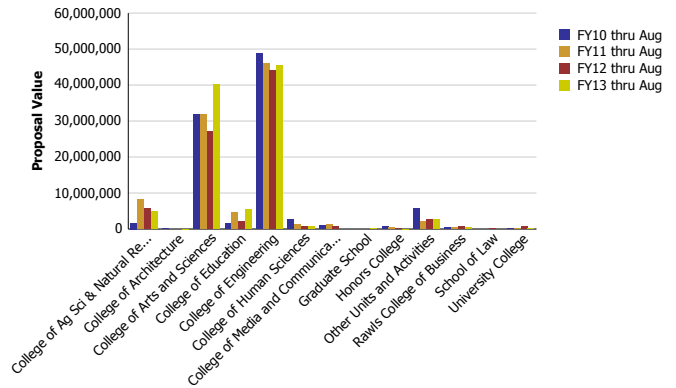


## Research Metrics through August FY13 (by Submitting Unit) NSF

Number of Proposals submitted to NSF by Submitting Unit



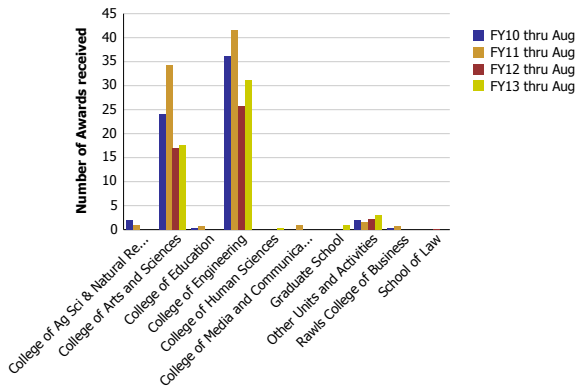
Proposal Value submitted to NSF by Submitting Unit



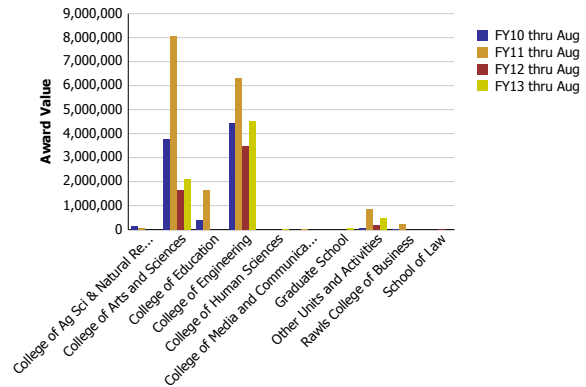
Number of Proposals submitted	FY10 thru Aug	FY11 thru Aug	FY12 thru Aug	FY13 thru Aug
College of Ag Sci & Natural Resources	4.01	9.20	8.58	9.43
College of Architecture	0.40			0.50
College of Arts and Sciences	69.39	79.68	68.08	76.36
College of Education	1.61	7.71	4.53	7.03
College of Engineering	149.15	133.82	115.93	124.66
College of Human Sciences	3.50	2.73	2.33	1.52
College of Media and Communication	1.60	0.96	0.70	
Graduate School				1.00
Honors College	0.25	0.20	1.00	0.50
Other Units and Activities	11.46	6.10	9.14	5.73
Rawls College of Business	2.35	1.20	0.20	2.12
School of Law			1.10	
University College	0.28	0.40	1.41	0.15
<b>Total</b>	<b>244</b>	<b>242</b>	<b>213</b>	<b>229</b>

Proposal Value	FY10 thru Aug	FY11 thru Aug	FY12 thru Aug	FY13 thru Aug
College of Ag Sci & Natural Resources	1,667,819	8,106,017	5,733,260	4,742,796
College of Architecture	79,928			0
College of Arts and Sciences	31,790,778	31,841,455	27,112,900	40,248,318
College of Education	1,606,340	4,622,053	2,189,594	5,320,771
College of Engineering	48,843,806	46,021,481	43,920,979	45,323,778
College of Human Sciences	2,570,766	1,187,437	757,742	780,044
College of Media and Communication	863,197	1,332,789	780,730	
Graduate School				126,000
Honors College	784,146	433,081	37,456	0
Other Units and Activities	5,619,227	2,040,865	2,697,769	2,658,299
Rawls College of Business	539,757	485,366	699,969	549,459
School of Law			234,717	
University College	52,000	238,997	784,410	149,660
<b>Total</b>	<b>94,417,765</b>	<b>96,309,541</b>	<b>84,949,526</b>	<b>99,899,124</b>

Number of Awards received from NSF by Submitting Unit



Award Value received from NSF by Submitting Unit



Number of Awards received	FY10 thru Aug	FY11 thru Aug	FY12 thru Aug	FY13 thru Aug
College of Ag Sci & Natural Resources	2.00	1.00		
College of Arts and Sciences	24.12	34.27	17.05	17.59
College of Education	0.40	0.80		
College of Engineering	36.18	41.63	25.75	31.08
College of Human Sciences				0.40
College of Media and Communication		1.00		
Graduate School				1.00
Other Units and Activities	2.00	1.55	2.10	2.93
Rawls College of Business	0.30	0.75		
School of Law			0.10	
<b>Total</b>	<b>65</b>	<b>81</b>	<b>45</b>	<b>53</b>

Award Value	FY10 thru Aug	FY11 thru Aug	FY12 thru Aug	FY13 thru Aug
College of Ag Sci & Natural Resources	133,559	66,441		
College of Arts and Sciences	3,787,501	8,067,016	1,639,823	2,099,853
College of Education	410,130	1,647,954		
College of Engineering	4,435,307	6,326,901	3,488,550	4,535,764
College of Human Sciences				17,674
College of Media and Communication		20,144		
Graduate School				44,000
Other Units and Activities	62,404	866,706	187,457	490,139
Rawls College of Business	33,304	211,223		
School of Law			29,997	
<b>Total</b>	<b>8,862,205</b>	<b>17,206,386</b>	<b>5,345,826</b>	<b>7,187,430</b>