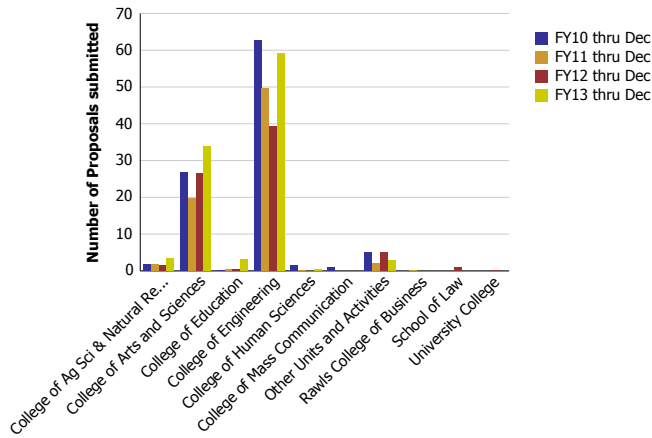
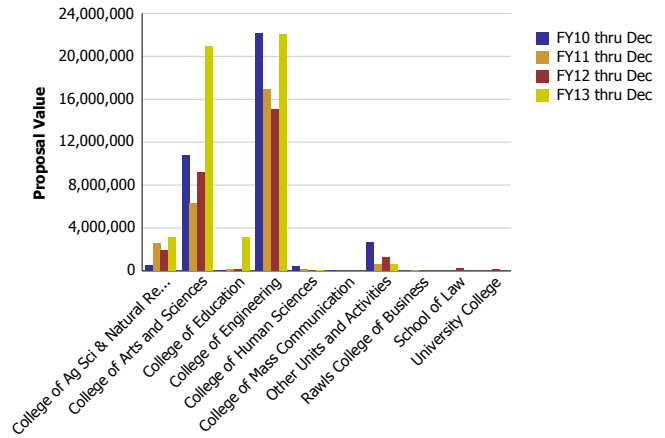


Research Metrics through December FY13 (by Submitting Unit) NSF

Number of Proposals submitted to NSF by Submitting Unit

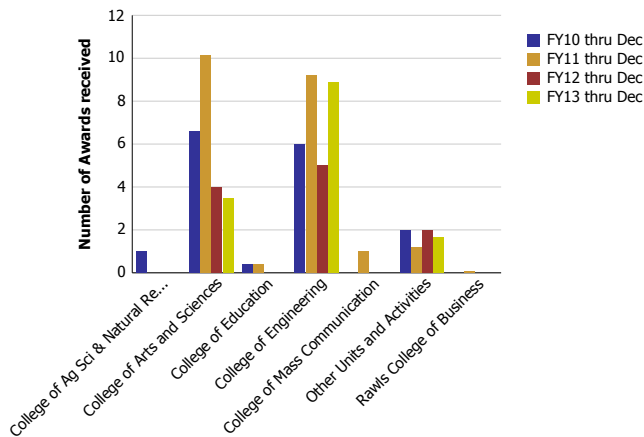


Proposal Value submitted to NSF by Submitting Unit

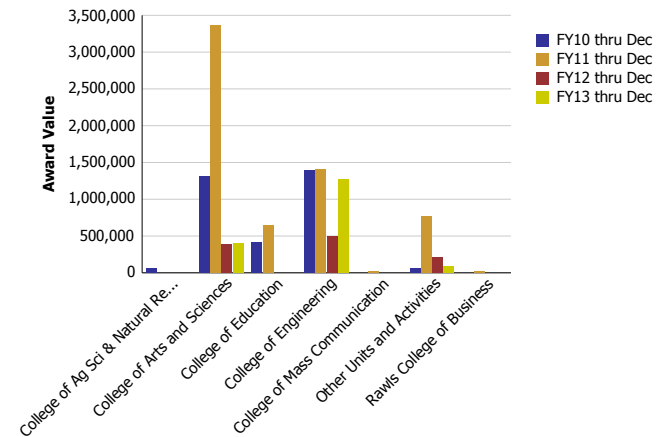


Number of Proposals submitted	FY10 thru Dec	FY11 thru Dec	FY12 thru Dec	FY13 thru Dec	Proposal Value	FY10 thru Dec	FY11 thru Dec	FY12 thru Dec	FY13 thru Dec
College of Ag Sci & Natural Resources	1.65	1.90	1.43	3.40	College of Ag Sci & Natural Resources	557,797	2,555,118	1,898,204	3,118,422
College of Arts and Sciences	26.79	19.77	26.59	33.88	College of Arts and Sciences	10,744,893	6,295,450	9,206,778	20,958,206
College of Education	0.20	0.33	0.40	3.17	College of Education	68,832	113,850	122,659	3,125,491
College of Engineering	62.78	49.74	39.23	59.25	College of Engineering	22,171,260	16,875,310	15,065,144	22,084,258
College of Human Sciences	1.50	0.20		0.40	College of Human Sciences	447,106	158,645		17,911
College of Mass Communication	1.00				College of Mass Communication	19,177			
Other Units and Activities	5.08	2.01	5.10	2.90	Other Units and Activities	2,613,889	629,913	1,238,618	643,009
Rawls College of Business		0.05			Rawls College of Business		74,904		
School of Law			1.00		School of Law			204,720	
University College			0.25		University College			136,687	
Total	99	74	74	103	Total	36,622,956	26,703,191	27,872,810	49,947,298

Number of Awards received from NSF by Submitting Unit



Award Value received from NSF by Submitting Unit



Number of Awards received	FY10 thru Dec	FY11 thru Dec	FY12 thru Dec	FY13 thru Dec	Award Value	FY10 thru Dec	FY11 thru Dec	FY12 thru Dec	FY13 thru Dec
College of Ag Sci & Natural Resources	1.00				College of Ag Sci & Natural Resources	65,675			
College of Arts and Sciences	6.60	10.15	4.00	3.45	College of Arts and Sciences	1,310,209	3,368,154	387,218	398,788
College of Education	0.40	0.40			College of Education	410,130	651,820		
College of Engineering	6.00	9.20	5.00	8.88	College of Engineering	1,393,121	1,409,366	500,424	1,272,387
College of Mass Communication		1.00			College of Mass Communication		20,144		
Other Units and Activities	2.00	1.20	2.00	1.67	Other Units and Activities	62,404	761,705	217,154	88,278
Rawls College of Business		0.05			Rawls College of Business		20,750		
Total	16	22	11	14	Total	3,241,539	6,231,940	1,104,796	1,759,452