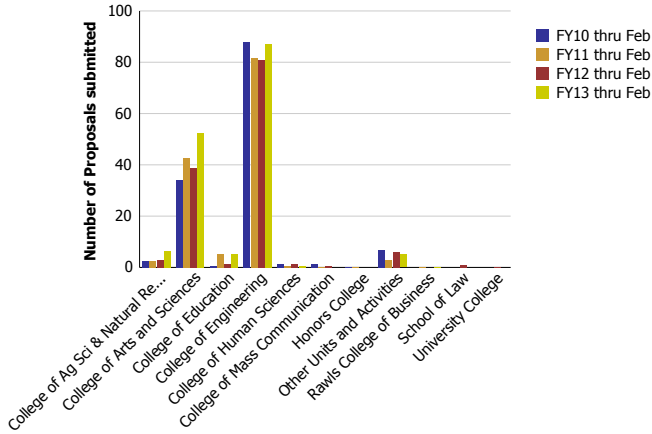
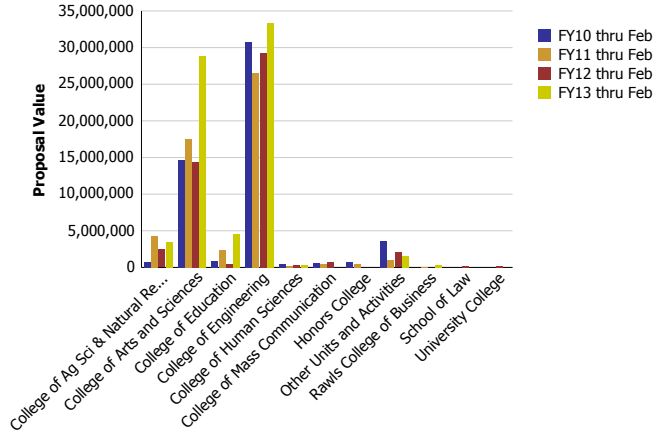


## Research Metrics through February FY13 (by Submitting Unit) NSF

Number of Proposals submitted to NSF by Submitting Unit

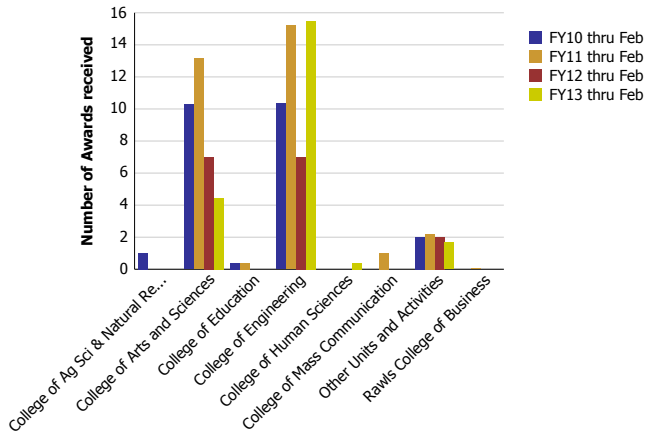


Proposal Value submitted to NSF by Submitting Unit

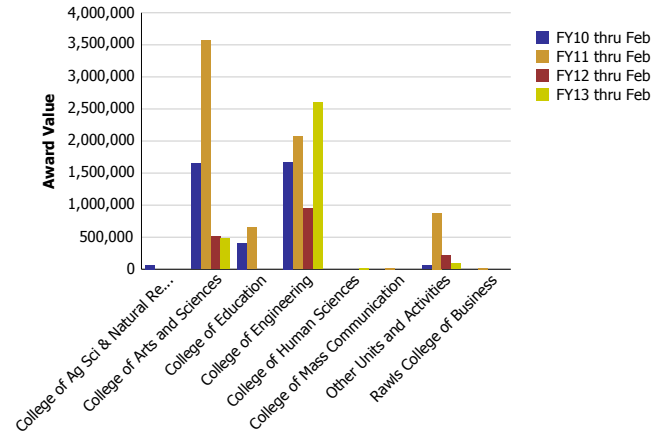


Number of Proposals submitted	FY10 thru Feb	FY11 thru Feb	FY12 thru Feb	FY13 thru Feb	Proposal Value	FY10 thru Feb	FY11 thru Feb	FY12 thru Feb	FY13 thru Feb
College of Ag Sci & Natural Resources	2.55	2.60	2.83	6.43	College of Ag Sci & Natural Resources	728,481	4,269,744	2,446,230	3,495,804
College of Arts and Sciences	34.19	42.72	38.84	52.26	College of Arts and Sciences	14,652,682	17,515,195	14,405,698	28,847,801
College of Education	0.45	5.09	1.40	5.40	College of Education	852,978	2,336,796	497,659	4,515,650
College of Engineering	88.03	81.78	80.77	87.24	College of Engineering	30,802,959	26,546,351	29,252,018	33,317,766
College of Human Sciences	1.50	0.40	1.33	0.52	College of Human Sciences	447,106	230,190	355,964	377,883
College of Mass Communication	1.20	0.20	0.70		College of Mass Communication	646,494	433,081	780,730	
Honors College	0.25	0.20			Honors College	784,146	433,081		
Other Units and Activities	6.83	2.96	5.88	5.03	Other Units and Activities	3,601,769	1,024,237	2,032,082	1,593,391
Rawls College of Business		0.05		0.12	Rawls College of Business		74,904		359,972
School of Law			1.00		School of Law			204,720	
University College			0.25		University College			136,687	
<b>Total</b>	<b>135</b>	<b>136</b>	<b>133</b>	<b>157</b>	<b>Total</b>	<b>52,516,616</b>	<b>52,863,579</b>	<b>50,111,789</b>	<b>72,508,267</b>

Number of Awards received from NSF by Submitting Unit



Award Value received from NSF by Submitting Unit



Number of Awards received	FY10 thru Feb	FY11 thru Feb	FY12 thru Feb	FY13 thru Feb	Award Value	FY10 thru Feb	FY11 thru Feb	FY12 thru Feb	FY13 thru Feb
College of Ag Sci & Natural Resources	1.00				College of Ag Sci & Natural Resources	65,675			
College of Arts and Sciences	10.27	13.15	7.00	4.45	College of Arts and Sciences	1,648,774	3,570,408	507,064	481,298
College of Education	0.40	0.40			College of Education	410,130	651,820		
College of Engineering	10.33	15.20	7.00	15.48	College of Engineering	1,675,661	2,071,685	949,351	2,603,731
College of Human Sciences				0.40	College of Human Sciences				17,674
College of Mass Communication		1.00			College of Mass Communication		20,144		
Other Units and Activities	2.00	2.20	2.00	1.67	Other Units and Activities	62,404	873,972	217,154	88,278
Rawls College of Business		0.05			Rawls College of Business		20,750		
<b>Total</b>	<b>24</b>	<b>32</b>	<b>16</b>	<b>22</b>	<b>Total</b>	<b>3,862,644</b>	<b>7,208,780</b>	<b>1,673,569</b>	<b>3,190,980</b>