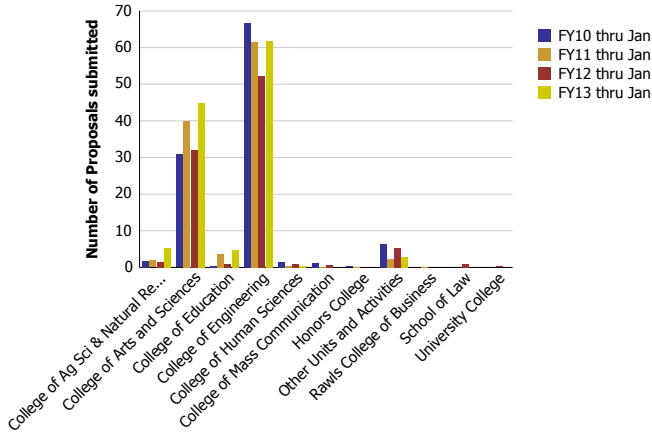
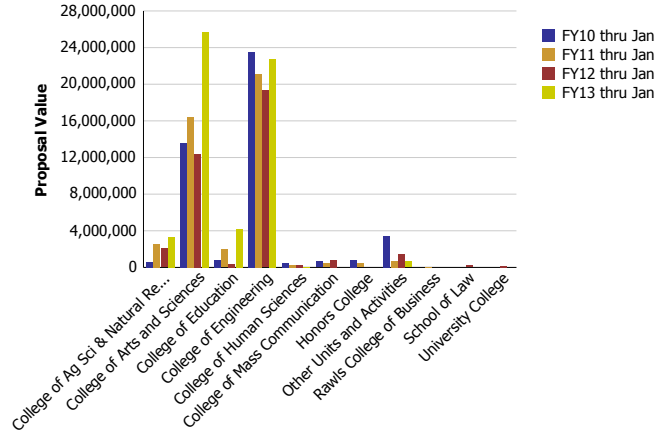


Research Metrics through January FY13 (by Submitting Unit) NSF

Number of Proposals submitted to NSF by Submitting Unit

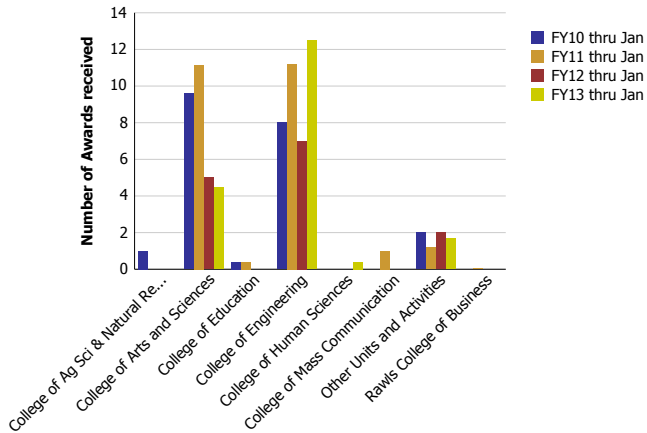


Proposal Value submitted to NSF by Submitting Unit

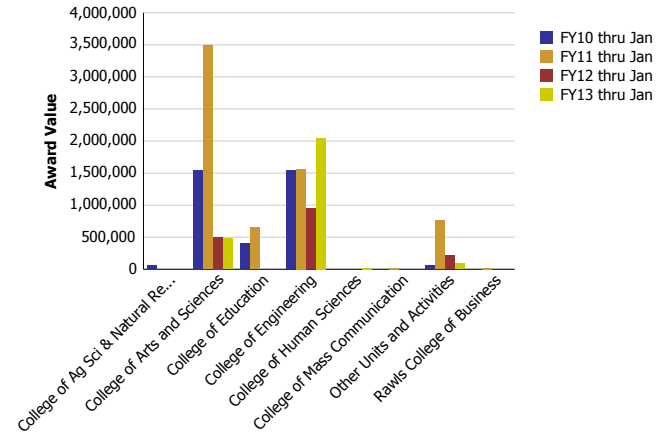


Number of Proposals submitted	FY10 thru Jan	FY11 thru Jan	FY12 thru Jan	FY13 thru Jan	Proposal Value	FY10 thru Jan	FY11 thru Jan	FY12 thru Jan	FY13 thru Jan
College of Ag Sci & Natural Resources	1.65	1.90	1.58	5.40	College of Ag Sci & Natural Resources	557,797	2,555,118	2,065,503	3,343,640
College of Arts and Sciences	30.84	39.97	32.04	44.88	College of Arts and Sciences	13,557,114	16,419,228	12,414,144	25,685,062
College of Education	0.45	3.63	0.90	4.67	College of Education	852,978	1,954,273	347,659	4,183,228
College of Engineering	66.78	61.44	52.18	61.75	College of Engineering	23,559,889	21,129,805	19,311,411	22,756,458
College of Human Sciences	1.50	0.40	1.00	0.40	College of Human Sciences	447,106	230,190	248,842	17,911
College of Mass Communication	1.20	0.20	0.70		College of Mass Communication	646,494	433,081	780,730	
Honors College	0.25	0.20			Honors College	784,146	433,081		
Other Units and Activities	6.33	2.21	5.35	2.90	Other Units and Activities	3,471,834	746,940	1,504,613	643,009
Rawls College of Business		0.05			Rawls College of Business		74,904		
School of Law			1.00		School of Law			204,720	
University College			0.25		University College			136,687	
Total	109	110	95	120	Total	43,877,359	43,976,620	37,014,309	56,629,308

Number of Awards received from NSF by Submitting Unit



Award Value received from NSF by Submitting Unit



Number of Awards received	FY10 thru Jan	FY11 thru Jan	FY12 thru Jan	FY13 thru Jan	Award Value	FY10 thru Jan	FY11 thru Jan	FY12 thru Jan	FY13 thru Jan
College of Ag Sci & Natural Resources	1.00				College of Ag Sci & Natural Resources	65,675			
College of Arts and Sciences	9.60	11.15	5.00	4.45	College of Arts and Sciences	1,551,624	3,490,374	501,402	481,298
College of Education	0.40	0.40			College of Education	410,130	651,820		
College of Engineering	8.00	11.20	7.00	12.48	College of Engineering	1,538,473	1,564,132	949,351	2,046,776
College of Human Sciences				0.40	College of Human Sciences				17,674
College of Mass Communication		1.00			College of Mass Communication		20,144		
Other Units and Activities	2.00	1.20	2.00	1.67	Other Units and Activities	62,404	761,705	217,154	88,278
Rawls College of Business		0.05			Rawls College of Business		20,750		
Total	21	25	14	19	Total	3,628,306	6,508,926	1,667,907	2,634,025