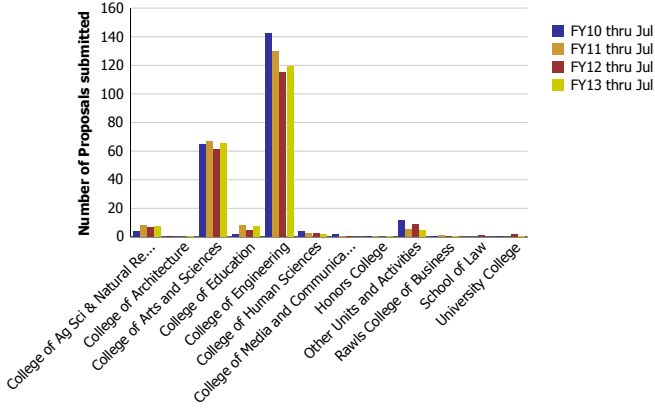
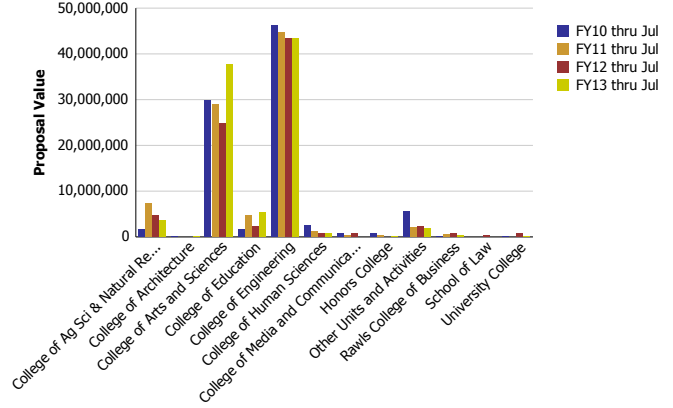


Research Metrics through July FY13 (by Submitting Unit) NSF

Number of Proposals submitted to NSF by Submitting Unit



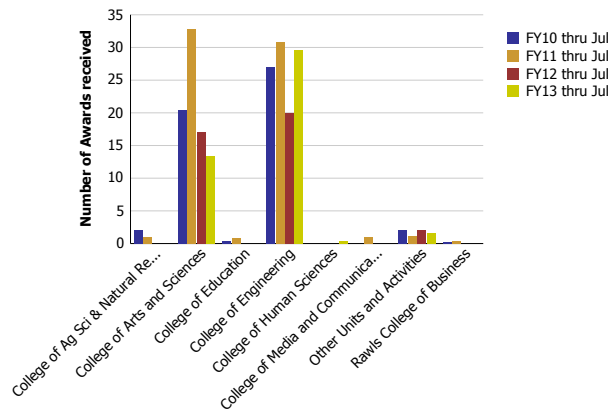
Proposal Value submitted to NSF by Submitting Unit



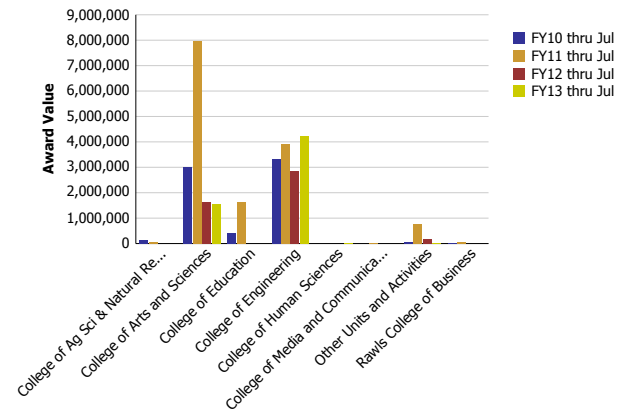
Number of Proposals submitted	FY10 thru Jul	FY11 thru Jul	FY12 thru Jul	FY13 thru Jul
College of Ag Sci & Natural Resources	4.01	8.15	6.58	7.43
College of Architecture	0.40			0.50
College of Arts and Sciences	64.36	66.53	60.97	65.19
College of Education	1.61	7.71	4.53	7.03
College of Engineering	142.23	130.00	114.71	119.16
College of Human Sciences	3.50	2.73	2.33	1.52
College of Media and Communication	1.60	0.20	0.70	
Honors College	0.25	0.20		0.50
Other Units and Activities	11.41	5.28	8.47	4.40
Rawls College of Business	0.35	1.20	0.20	0.12
School of Law			1.10	
University College	0.28		1.41	0.15
Total	230	222	201	206

Proposal Value	FY10 thru Jul	FY11 thru Jul	FY12 thru Jul	FY13 thru Jul
College of Ag Sci & Natural Resources	1,667,819	7,407,330	4,800,514	3,666,523
College of Architecture	79,928			0
College of Arts and Sciences	29,886,469	28,911,001	24,721,153	37,748,678
College of Education	1,606,340	4,622,053	2,189,594	5,320,771
College of Engineering	46,176,751	44,802,724	43,281,433	43,476,923
College of Human Sciences	2,570,766	1,187,437	757,742	780,044
College of Media and Communication	863,197	433,081	780,730	
Honors College	784,146	433,081		0
Other Units and Activities	5,599,251	1,983,968	2,272,788	1,813,909
Rawls College of Business	175,681	485,366	699,969	359,972
School of Law			234,717	
University College	52,000		784,410	149,660
Total	89,462,349	90,266,041	80,523,050	93,316,479

Number of Awards received from NSF by Submitting Unit



Award Value received from NSF by Submitting Unit



Number of Awards received	FY10 thru Jul	FY11 thru Jul	FY12 thru Jul	FY13 thru Jul
College of Ag Sci & Natural Resources	2.00	1.00		
College of Arts and Sciences	20.37	32.77	17.00	13.45
College of Education	0.40	0.80		
College of Engineering	26.93	30.88	20.00	29.53
College of Human Sciences				0.40
College of Media and Communication		1.00		
Other Units and Activities	2.00	1.20	2.00	1.62
Rawls College of Business	0.30	0.35		
Total	52	68	39	45

Award Value	FY10 thru Jul	FY11 thru Jul	FY12 thru Jul	FY13 thru Jul
College of Ag Sci & Natural Resources	133,559	66,441		
College of Arts and Sciences	3,018,168	7,977,435	1,624,825	1,560,832
College of Education	410,130	1,647,954		
College of Engineering	3,340,576	3,923,983	2,847,077	4,244,764
College of Human Sciences				17,674
College of Media and Communication		20,144		
Other Units and Activities	62,404	761,705	157,460	27,848
Rawls College of Business	33,304	71,064		
Total	6,998,141	14,468,727	4,629,362	5,851,118