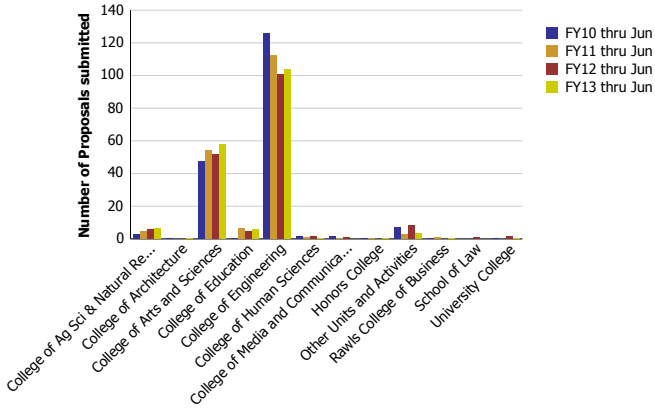
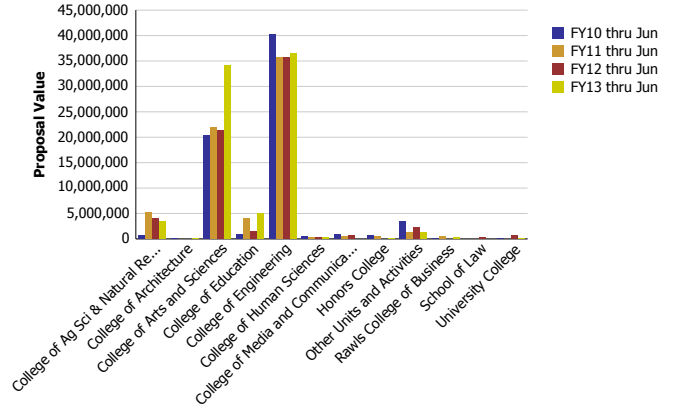


Research Metrics through June FY13 (by Submitting Unit) NSF

Number of Proposals submitted to NSF by Submitting Unit



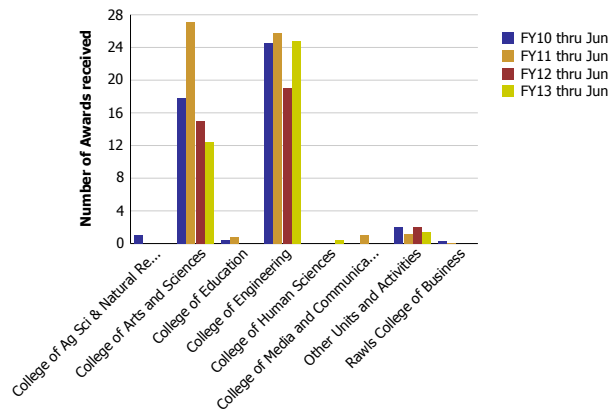
Proposal Value submitted to NSF by Submitting Unit



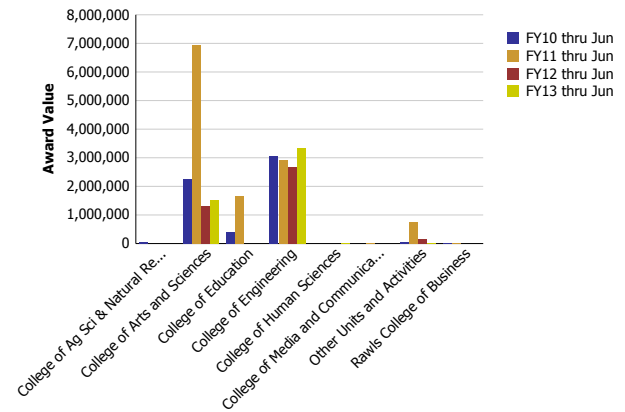
Number of Proposals submitted	FY10 thru Jun	FY11 thru Jun	FY12 thru Jun	FY13 thru Jun
College of Ag Sci & Natural Resources	2.71	4.60	5.58	6.43
College of Architecture	0.40			0.50
College of Arts and Sciences	47.26	54.02	51.72	57.86
College of Education	0.61	6.69	4.33	6.00
College of Engineering	125.88	112.50	100.36	103.52
College of Human Sciences	1.50	0.73	1.33	0.52
College of Media and Communication	1.60	0.20	0.70	
Honors College	0.25	0.20		0.50
Other Units and Activities	7.16	2.86	8.47	3.40
Rawls College of Business	0.35	1.20		0.12
School of Law			1.10	
University College	0.28		1.41	0.15
Total	188	183	175	179

Proposal Value	FY10 thru Jun	FY11 thru Jun	FY12 thru Jun	FY13 thru Jun
College of Ag Sci & Natural Resources	752,481	5,268,049	4,013,608	3,495,804
College of Architecture	79,928			0
College of Arts and Sciences	20,304,573	21,847,385	21,368,377	34,033,949
College of Education	915,864	3,962,830	1,489,625	5,074,551
College of Engineering	40,296,264	35,756,173	35,766,998	36,431,862
College of Human Sciences	447,106	362,190	355,964	377,883
College of Media and Communication	863,197	433,081	780,730	
Honors College	784,146	433,081		0
Other Units and Activities	3,527,531	1,253,210	2,272,788	1,320,121
Rawls College of Business	175,681	485,366		359,972
School of Law			234,717	
University College	52,000		784,410	149,660
Total	68,198,772	69,801,365	67,067,217	81,243,801

Number of Awards received from NSF by Submitting Unit



Award Value received from NSF by Submitting Unit



Number of Awards received	FY10 thru Jun	FY11 thru Jun	FY12 thru Jun	FY13 thru Jun
College of Ag Sci & Natural Resources	1.00			
College of Arts and Sciences	17.77	27.17	15.00	12.45
College of Education	0.40	0.80		
College of Engineering	24.53	25.78	19.00	24.73
College of Human Sciences				0.40
College of Media and Communication		1.00		
Other Units and Activities	2.00	1.20	2.00	1.42
Rawls College of Business	0.30	0.05		
Total	46	56	36	39

Award Value	FY10 thru Jun	FY11 thru Jun	FY12 thru Jun	FY13 thru Jun
College of Ag Sci & Natural Resources	65,675			
College of Arts and Sciences	2,249,453	6,947,854	1,325,686	1,508,483
College of Education	410,130	1,647,954		
College of Engineering	3,052,494	2,920,303	2,665,037	3,336,930
College of Human Sciences				17,674
College of Media and Communication		20,144		
Other Units and Activities	62,404	761,705	157,460	21,700
Rawls College of Business	33,304	20,750		
Total	5,873,460	12,318,711	4,148,183	4,884,787