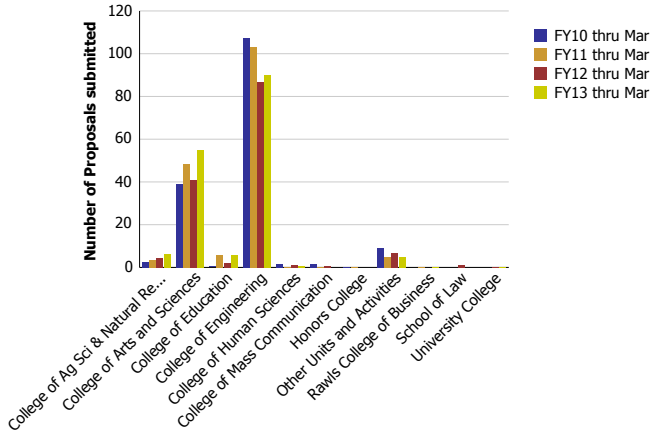
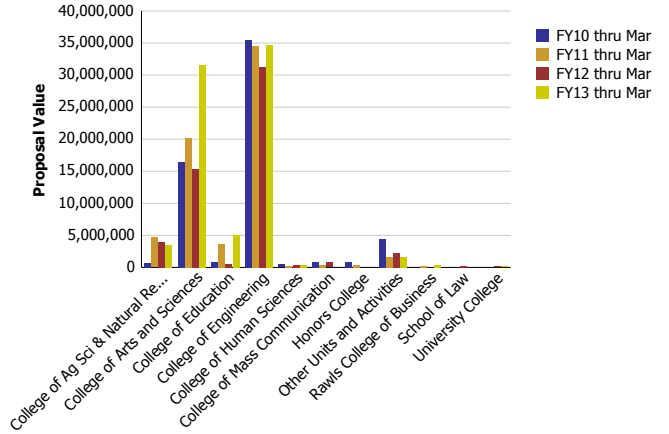


## Research Metrics through March FY13 (by Submitting Unit) NSF

Number of Proposals submitted to NSF by Submitting Unit

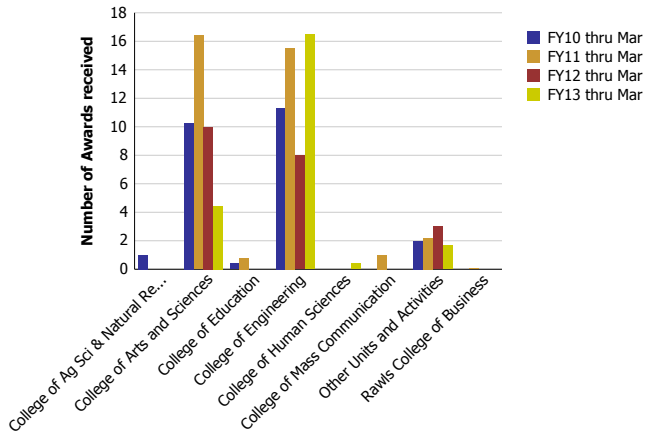


Proposal Value submitted to NSF by Submitting Unit

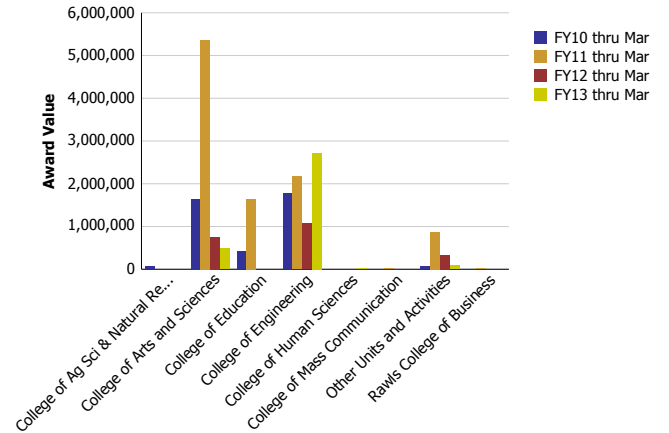


Number of Proposals submitted	FY10 thru Mar	FY11 thru Mar	FY12 thru Mar	FY13 thru Mar	Proposal Value	FY10 thru Mar	FY11 thru Mar	FY12 thru Mar	FY13 thru Mar
College of Ag Sci & Natural Resources	2.55	3.60	4.58	6.43	College of Ag Sci & Natural Resources	728,481	4,669,003	3,973,674	3,495,804
College of Arts and Sciences	39.09	48.22	40.84	54.86	College of Arts and Sciences	16,504,281	20,154,922	15,410,874	31,595,540
College of Education	0.45	5.76	1.90	6.00	College of Education	852,978	3,591,859	572,657	5,074,551
College of Engineering	107.33	103.26	86.60	89.89	College of Engineering	35,477,506	34,549,053	31,242,255	34,683,310
College of Human Sciences	1.50	0.40	1.33	0.52	College of Human Sciences	447,106	230,190	355,964	377,883
College of Mass Communication	1.60	0.20	0.70		College of Mass Communication	863,197	433,081	780,730	
Honors College	0.25	0.20			Honors College	784,146	433,081		
Other Units and Activities	9.23	5.06	6.80	5.03	Other Units and Activities	4,379,986	1,673,313	2,223,860	1,593,391
Rawls College of Business		0.30		0.12	Rawls College of Business		170,588		359,972
School of Law			1.00		School of Law			204,720	
University College			0.25	0.15	University College			136,687	149,660
<b>Total</b>	<b>162</b>	<b>167</b>	<b>144</b>	<b>163</b>	<b>Total</b>	<b>60,037,682</b>	<b>65,905,090</b>	<b>54,901,421</b>	<b>77,330,111</b>

Number of Awards received from NSF by Submitting Unit



Award Value received from NSF by Submitting Unit



Number of Awards received	FY10 thru Mar	FY11 thru Mar	FY12 thru Mar	FY13 thru Mar	Award Value	FY10 thru Mar	FY11 thru Mar	FY12 thru Mar	FY13 thru Mar
College of Ag Sci & Natural Resources	1.00				College of Ag Sci & Natural Resources	65,675			
College of Arts and Sciences	10.27	16.42	10.00	4.45	College of Arts and Sciences	1,648,774	5,367,630	759,595	481,298
College of Education	0.40	0.80			College of Education	410,130	1,647,954		
College of Engineering	11.33	15.53	8.00	16.48	College of Engineering	1,775,661	2,167,385	1,069,351	2,723,011
College of Human Sciences				0.40	College of Human Sciences				17,674
College of Mass Communication		1.00			College of Mass Communication		20,144		
Other Units and Activities	2.00	2.20	3.00	1.67	Other Units and Activities	62,404	873,972	331,760	88,278
Rawls College of Business		0.05			Rawls College of Business		20,750		
<b>Total</b>	<b>25</b>	<b>36</b>	<b>21</b>	<b>23</b>	<b>Total</b>	<b>3,962,644</b>	<b>10,097,836</b>	<b>2,160,706</b>	<b>3,310,260</b>