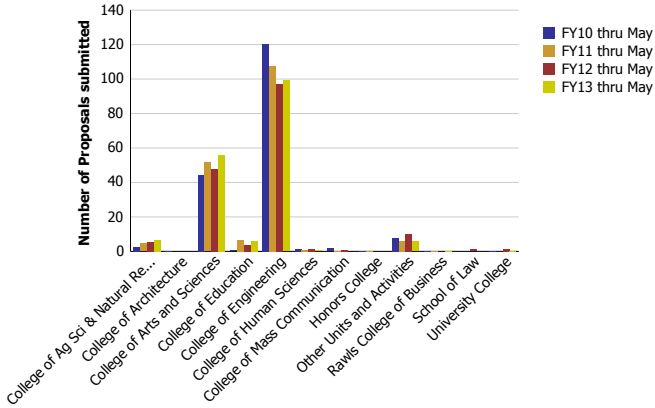
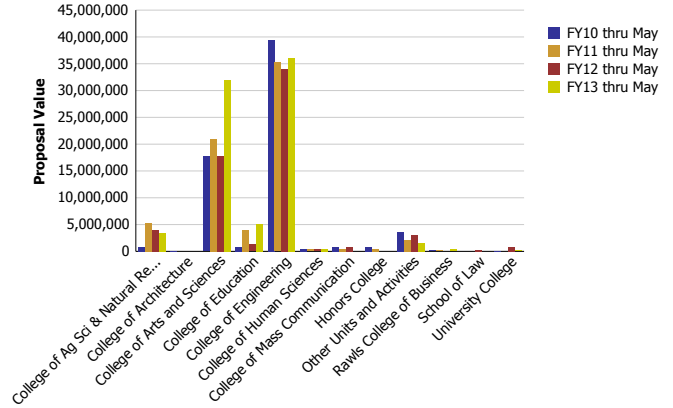


## Research Metrics through May FY13 (by Submitting Unit) NSF

Number of Proposals submitted to NSF by Submitting Unit



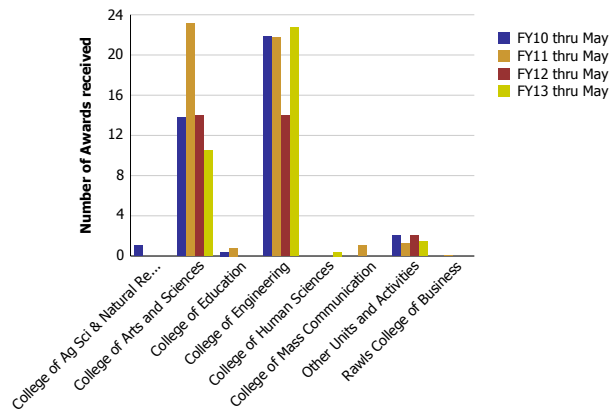
Proposal Value submitted to NSF by Submitting Unit



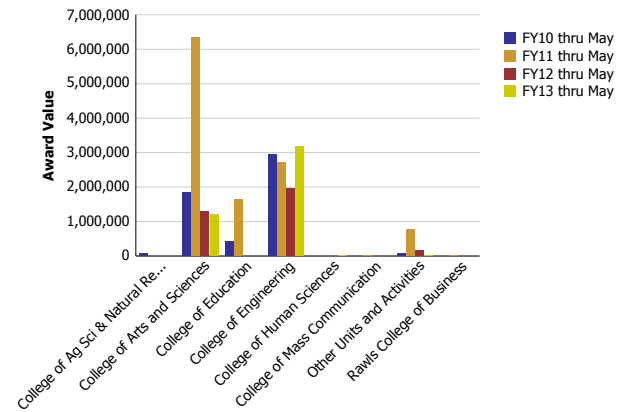
Number of Proposals submitted	FY10 thru May	FY11 thru May	FY12 thru May	FY13 thru May
College of Ag Sci & Natural Resources	2.71	4.60	5.58	6.43
College of Architecture	0.40			
College of Arts and Sciences	44.26	51.52	47.79	55.86
College of Education	0.51	6.69	3.83	6.00
College of Engineering	120.48	107.80	97.26	99.22
College of Human Sciences	1.50	0.73	1.33	0.52
College of Mass Communication	1.60	0.20	0.70	
Honors College	0.25	0.20		
Other Units and Activities	7.66	5.86	10.00	5.70
Rawls College of Business	0.35	0.40		0.12
School of Law			1.10	
University College	0.28		1.41	0.15
<b>Total</b>	<b>180</b>	<b>178</b>	<b>169</b>	<b>174</b>

Proposal Value	FY10 thru May	FY11 thru May	FY12 thru May	FY13 thru May
College of Ag Sci & Natural Resources	752,481	5,268,049	4,013,608	3,495,804
College of Architecture	79,928			
College of Arts and Sciences	17,696,226	21,027,137	17,788,597	31,917,849
College of Education	864,978	3,962,830	1,289,625	5,074,551
College of Engineering	39,400,105	35,210,289	34,070,456	36,114,895
College of Human Sciences	447,106	362,190	355,964	377,883
College of Mass Communication	863,197	433,081	780,730	
Honors College	784,146	433,081		
Other Units and Activities	3,680,430	2,183,069	3,084,689	1,596,346
Rawls College of Business	175,681	179,035		359,972
School of Law			234,717	
University College	52,000		784,410	149,660
<b>Total</b>	<b>64,796,278</b>	<b>69,058,762</b>	<b>62,402,796</b>	<b>79,086,959</b>

Number of Awards received from NSF by Submitting Unit



Award Value received from NSF by Submitting Unit



Number of Awards received	FY10 thru May	FY11 thru May	FY12 thru May	FY13 thru May
College of Ag Sci & Natural Resources	1.00			
College of Arts and Sciences	13.77	23.17	14.00	10.45
College of Education	0.40	0.80		
College of Engineering	21.83	21.78	14.00	22.73
College of Human Sciences				0.40
College of Mass Communication		1.00		
Other Units and Activities	2.00	1.20	2.00	1.42
Rawls College of Business		0.05		
<b>Total</b>	<b>39</b>	<b>48</b>	<b>30</b>	<b>35</b>

Award Value	FY10 thru May	FY11 thru May	FY12 thru May	FY13 thru May
College of Ag Sci & Natural Resources	65,675			
College of Arts and Sciences	1,845,837	6,353,666	1,301,207	1,211,509
College of Education	410,130	1,647,954		
College of Engineering	2,953,786	2,701,234	1,958,771	3,183,579
College of Human Sciences				17,674
College of Mass Communication		20,144		
Other Units and Activities	62,404	761,705	157,460	21,700
Rawls College of Business		20,750		
<b>Total</b>	<b>5,337,832</b>	<b>11,505,454</b>	<b>3,417,438</b>	<b>4,434,462</b>