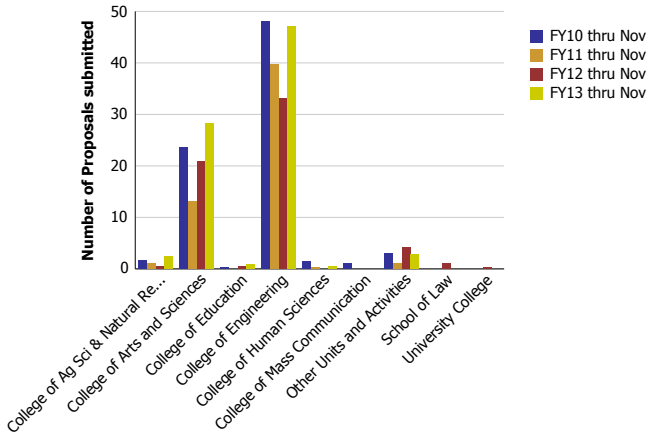
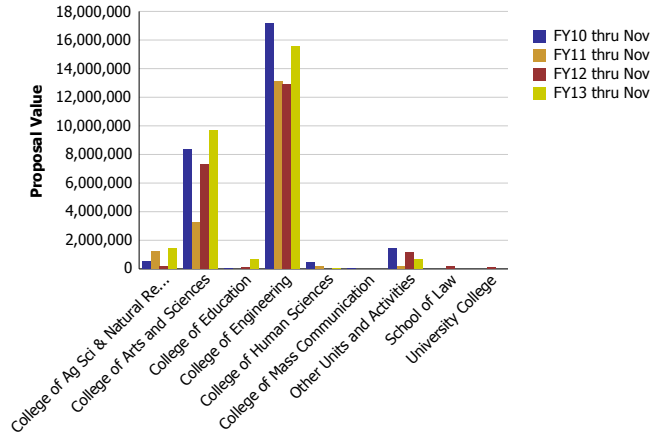


## Research Metrics through November FY13 (by Submitting Unit) NSF

Number of Proposals submitted to NSF by Submitting Unit

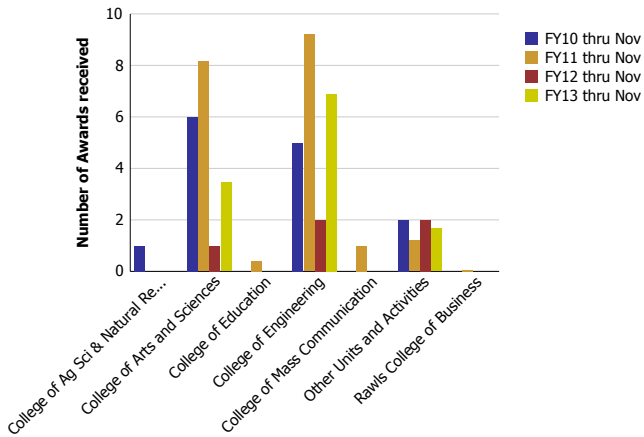


Proposal Value submitted to NSF by Submitting Unit

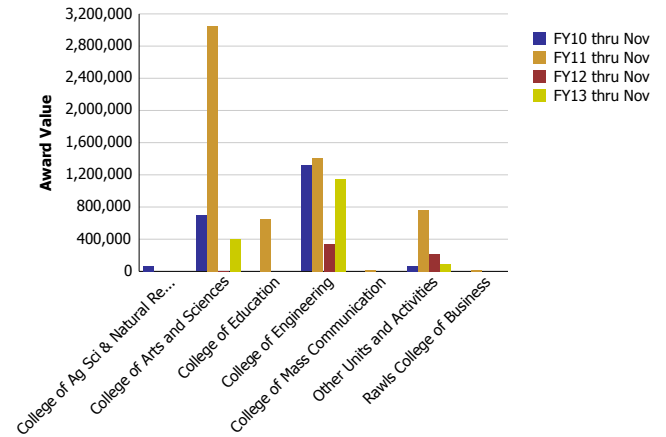


Number of Proposals submitted	FY10 thru Nov	FY11 thru Nov	FY12 thru Nov	FY13 thru Nov	Proposal Value	FY10 thru Nov	FY11 thru Nov	FY12 thru Nov	FY13 thru Nov
College of Ag Sci & Natural Resources	1.65	1.00	0.43	2.40	College of Ag Sci & Natural Resources	557,797	1,206,851	199,485	1,420,531
College of Arts and Sciences	23.54	13.15	20.79	28.22	College of Arts and Sciences	8,383,132	3,264,531	7,329,334	9,694,065
College of Education	0.20		0.40	0.90	College of Education	68,832		122,659	640,513
College of Engineering	48.03	39.65	33.03	47.18	College of Engineering	17,132,724	13,139,706	12,919,768	15,585,207
College of Human Sciences	1.50	0.20		0.40	College of Human Sciences	447,106	158,645		17,911
College of Mass Communication	1.00				College of Mass Communication	19,177			
Other Units and Activities	3.08	1.00	4.10	2.90	Other Units and Activities	1,428,232	208,486	1,184,175	643,009
School of Law			1.00		School of Law			204,720	
University College			0.25		University College			136,687	
<b>Total</b>	<b>79</b>	<b>55</b>	<b>60</b>	<b>82</b>	<b>Total</b>	<b>28,037,002</b>	<b>17,978,219</b>	<b>22,096,828</b>	<b>28,001,236</b>

Number of Awards received from NSF by Submitting Unit



Award Value received from NSF by Submitting Unit



Number of Awards received	FY10 thru Nov	FY11 thru Nov	FY12 thru Nov	FY13 thru Nov	Award Value	FY10 thru Nov	FY11 thru Nov	FY12 thru Nov	FY13 thru Nov
College of Ag Sci & Natural Resources	1.00				College of Ag Sci & Natural Resources	65,675			
College of Arts and Sciences	6.00	8.15	1.00	3.45	College of Arts and Sciences	695,014	3,047,464	7,500	398,788
College of Education		0.40			College of Education		651,820		
College of Engineering	5.00	9.20	2.00	6.88	College of Engineering	1,316,014	1,409,366	335,973	1,152,009
College of Mass Communication		1.00			College of Mass Communication		20,144		
Other Units and Activities	2.00	1.20	2.00	1.67	Other Units and Activities	62,404	761,705	217,154	88,278
Rawls College of Business		0.05			Rawls College of Business		20,750		
<b>Total</b>	<b>14</b>	<b>20</b>	<b>5</b>	<b>12</b>	<b>Total</b>	<b>2,139,107</b>	<b>5,911,250</b>	<b>560,627</b>	<b>1,639,074</b>