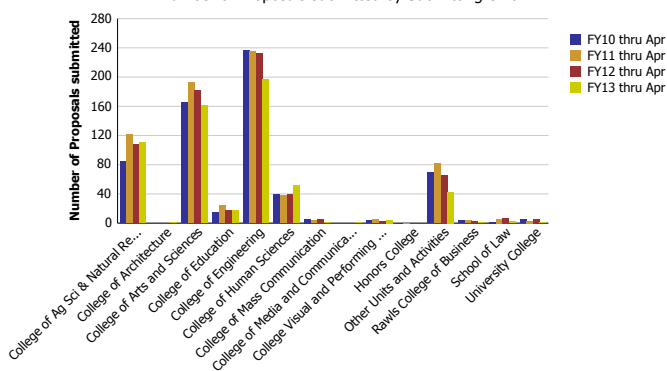


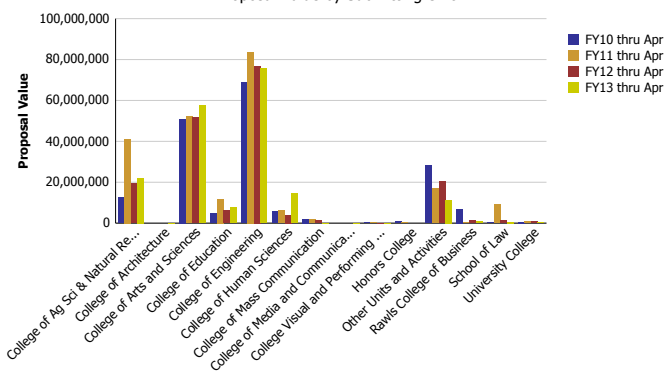
Research Metrics through April FY13 (by Submitting Unit)

Number of Proposals submitted by Submitting Unit



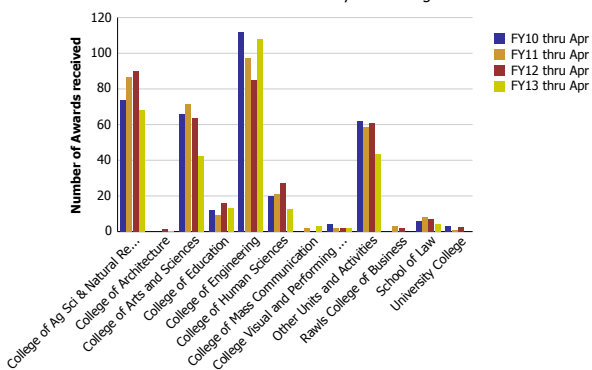
Number of Proposals submitted	FY10 thru Apr	FY11 thru Apr	FY12 thru Apr	FY13 thru Apr
College of Ag Sci & Natural Resources	84.41	120.97	107.81	110.45
College of Architecture				1.00
College of Arts and Sciences	165.63	192.36	181.73	160.80
College of Education	14.30	24.14	16.93	17.59
College of Engineering	236.85	234.87	232.15	197.03
College of Human Sciences	39.38	38.20	39.33	51.32
College of Mass Communication	5.60	4.07	4.80	1.00
College of Media and Communication				1.00
College Visual and Performing Arts	3.90	5.00	2.00	4.50
Honors College	0.25	0.20		
Other Units and Activities	69.35	81.82	65.94	42.64
Rawls College of Business	4.05	3.88	2.30	0.52
School of Law	1.50	5.73	7.10	2.00
University College	4.78	2.76	4.91	1.15
Total	630	714	665	591

Proposal Value by Submitting Unit



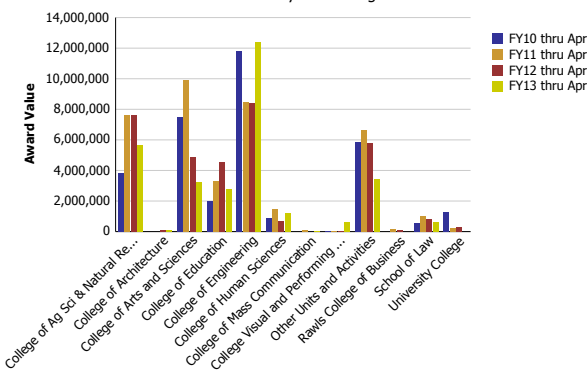
Proposal Value	FY10 thru Apr	FY11 thru Apr	FY12 thru Apr	FY13 thru Apr
College of Ag Sci & Natural Resources	12,632,748	41,154,103	19,382,842	22,132,902
College of Architecture				13,694
College of Arts and Sciences	50,963,718	52,047,164	51,729,459	57,575,070
College of Education	4,691,120	11,741,147	6,138,622	7,688,062
College of Engineering	68,743,759	83,741,431	76,900,853	75,670,662
College of Human Sciences	5,774,157	6,027,333	3,954,305	14,551,197
College of Mass Communication	2,040,191	1,642,597	1,394,397	20,000
College of Media and Communication				25,000
College Visual and Performing Arts	177,200	445,389	40,000	89,997
Honors College	784,146	433,081		
Other Units and Activities	28,245,839	17,035,592	20,351,526	11,284,491
Rawls College of Business	6,989,930	482,860	1,324,776	677,454
School of Law	223,844	8,997,140	1,157,281	572,000
University College	612,362	710,425	863,680	399,660
Total	181,879,015	224,458,262	183,237,740	190,700,188

Number of Awards received by Submitting Unit



Number of Awards received	FY10 thru Apr	FY11 thru Apr	FY12 thru Apr	FY13 thru Apr
College of Ag Sci & Natural Resources	73.91	86.45	90.13	68.09
College of Architecture			1.50	0.50
College of Arts and Sciences	65.79	71.36	63.36	42.40
College of Education	12.26	9.44	15.80	13.15
College of Engineering	112.06	97.29	84.96	107.98
College of Human Sciences	20.12	21.05	27.40	12.52
College of Mass Communication		2.00		3.00
College Visual and Performing Arts	4.00	2.00	2.00	2.17
Other Units and Activities	61.83	58.50	61.05	43.19
Rawls College of Business		2.96	2.00	
School of Law	6.00	8.25	7.00	4.00
University College	3.03	0.70	2.80	
Total	359	360	358	297

Award Value by Submitting Unit



Award Value	FY10 thru Apr	FY11 thru Apr	FY12 thru Apr	FY13 thru Apr
College of Ag Sci & Natural Resources	3,825,443	7,630,879	7,627,716	5,631,723
College of Architecture			92,318	75,928
College of Arts and Sciences	7,464,035	9,937,285	4,861,677	3,261,276
College of Education	2,021,783	3,332,059	4,561,869	2,749,244
College of Engineering	11,829,523	8,498,418	8,405,501	12,379,206
College of Human Sciences	901,363	1,460,499	664,884	1,185,572
College of Mass Communication		67,644		36,700
College Visual and Performing Arts	60,000	30,500	40,000	594,844
Other Units and Activities	5,825,790	6,635,130	5,761,620	3,438,783
Rawls College of Business		169,799	67,052	
School of Law	573,299	990,765	846,095	600,920
University College	1,307,853	217,592	311,408	
Total	33,809,088	38,970,570	33,240,141	29,954,196