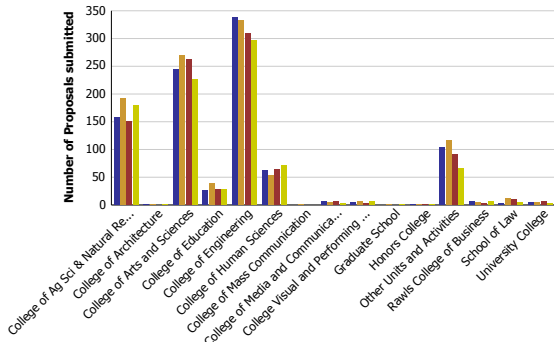
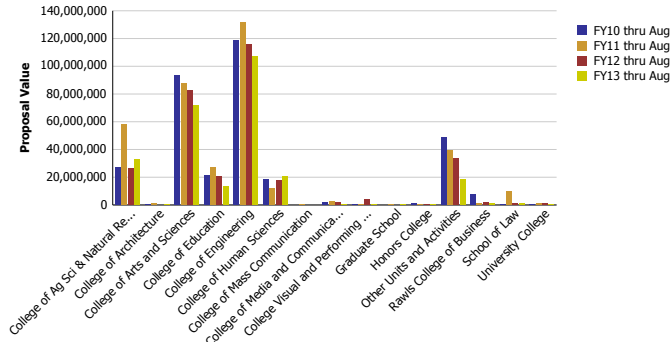


Research Metrics through August FY13 (by Submitting Unit)

Number of Proposals submitted by Submitting Unit



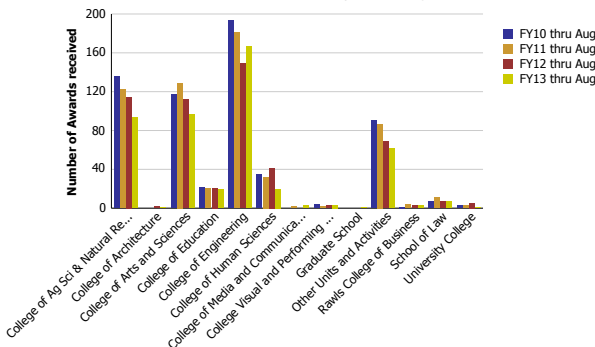
Proposal Value by Submitting Unit



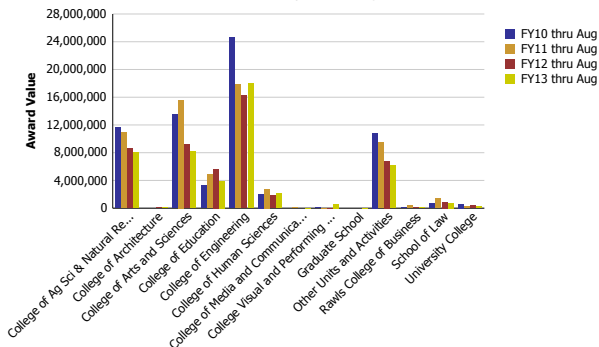
Number of Proposals submitted	FY10 thru Aug	FY11 thru Aug	FY12 thru Aug	FY13 thru Aug
College of Ag Sci & Natural Resources	157.61	191.87	150.96	179.42
College of Architecture	0.40	1.50		1.50
College of Arts and Sciences	243.95	269.73	261.70	227.11
College of Education	26.06	39.01	27.05	27.20
College of Engineering	338.72	332.26	308.36	296.99
College of Human Sciences	62.71	52.50	63.79	70.92
College of Mass Communication		0.15		
College of Media and Communication	5.60	4.68	6.80	2.00
College Visual and Performing Arts	4.90	6.00	3.17	6.50
Graduate School		1.00		1.00
Honors College	0.25	0.20	1.00	0.50
Other Units and Activities	103.67	115.38	91.55	65.29
Rawls College of Business	6.35	4.83	2.50	5.42
School of Law	3.50	10.98	9.10	5.00
University College	5.28	4.91	6.02	2.15
Total	959	1,035	932	891

Proposal Value	FY10 thru Aug	FY11 thru Aug	FY12 thru Aug	FY13 thru Aug
College of Ag Sci & Natural Resources	26,872,280	58,027,018	26,515,246	32,937,718
College of Architecture	79,928	730,980		13,694
College of Arts and Sciences	93,318,873	87,619,060	82,722,189	71,754,677
College of Education	21,526,152	27,117,137	20,314,738	13,660,844
College of Engineering	118,308,113	131,289,310	115,785,267	107,309,471
College of Human Sciences	18,613,820	11,784,664	17,489,532	20,537,615
College of Mass Communication		37,499		
College of Media and Communication	2,040,191	2,504,806	1,847,383	45,000
College Visual and Performing Arts	187,200	452,389	4,215,720	130,719
Graduate School		100,000		126,000
Honors College	784,146	433,081	37,456	0
Other Units and Activities	48,629,322	39,108,944	33,506,046	18,134,800
Rawls College of Business	7,494,687	857,570	2,024,745	1,018,637
School of Law	417,123	9,834,280	1,357,201	770,369
University College	539,337	1,053,198	985,680	401,660
Total	338,811,171	370,949,937	306,801,204	266,841,203

Number of Awards received by Submitting Unit



Award Value by Submitting Unit



Number of Awards received	FY10 thru Aug	FY11 thru Aug	FY12 thru Aug	FY13 thru Aug
College of Ag Sci & Natural Resources	135.59	122.45	114.38	93.11
College of Architecture			1.50	1.00
College of Arts and Sciences	117.41	129.12	111.76	96.47
College of Education	21.41	20.38	20.95	19.05
College of Engineering	193.01	180.90	148.98	166.28
College of Human Sciences	34.92	32.05	41.50	19.77
College of Media and Communication		2.00		3.00
College Visual and Performing Arts	4.00	2.00	3.00	3.17
Graduate School				1.00
Other Units and Activities	90.63	86.74	68.53	61.25
Rawls College of Business	1.30	3.66	3.00	2.90
School of Law	7.00	11.25	7.10	7.00
University College	2.73	2.45	5.30	1.00
Total	608	593	526	475

Award Value	FY10 thru Aug	FY11 thru Aug	FY12 thru Aug	FY13 thru Aug
College of Ag Sci & Natural Resources	11,611,951	10,876,333	8,627,005	8,046,671
College of Architecture			92,318	105,178
College of Arts and Sciences	13,473,747	15,602,992	9,198,372	8,200,193
College of Education	3,278,984	4,821,859	5,633,490	3,941,243
College of Engineering	24,589,601	17,850,067	16,237,831	17,978,036
College of Human Sciences	2,070,945	2,782,410	1,863,494	2,091,925
College of Media and Communication		67,644		36,700
College Visual and Performing Arts	60,000	30,500	40,500	595,344
Graduate School				44,000
Other Units and Activities	10,842,530	9,469,092	6,786,184	6,190,986
Rawls College of Business	83,524	360,272	91,828	108,909
School of Law	673,299	1,406,531	876,092	746,289
University College	594,616	219,217	388,192	230,000
Total	67,279,197	63,486,917	49,835,306	48,315,475