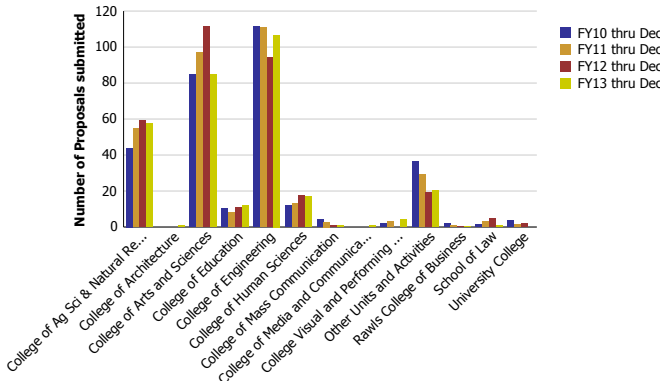
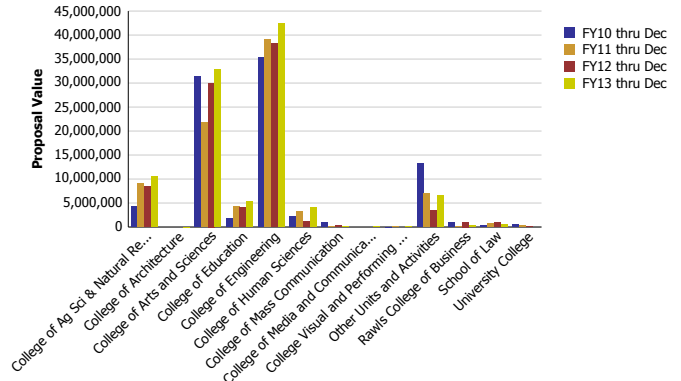


Research Metrics through December FY13 (by Submitting Unit)

Number of Proposals submitted by Submitting Unit



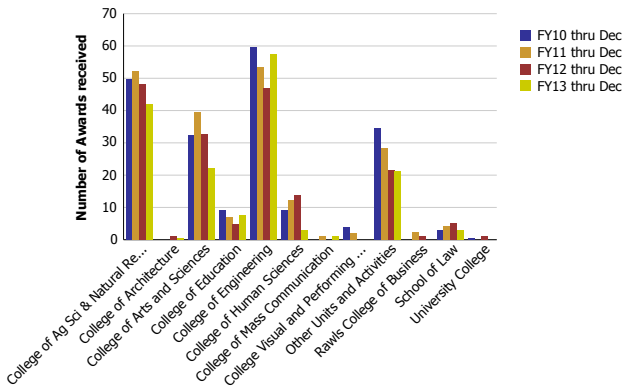
Proposal Value by Submitting Unit



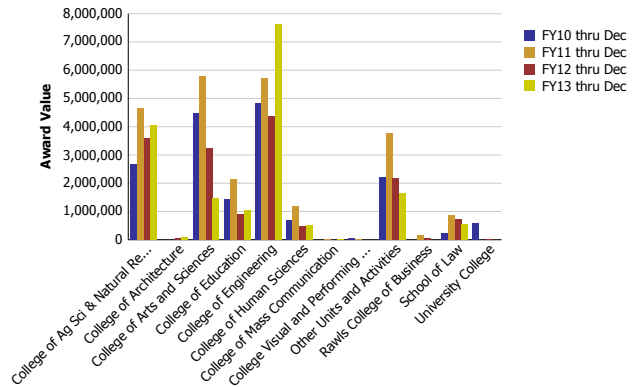
Number of Proposals submitted	FY10 thru Dec	FY11 thru Dec	FY12 thru Dec	FY13 thru Dec
College of Ag Sci & Natural Resources	43.93	54.52	59.41	57.54
College of Architecture			1.00	1.00
College of Arts and Sciences	85.00	96.90	111.52	84.96
College of Education	10.05	8.33	10.90	11.85
College of Engineering	111.43	110.87	94.12	106.71
College of Human Sciences	12.16	13.02	17.60	17.15
College of Mass Communication	4.00	2.80	1.10	1.00
College of Media and Communication				1.00
College Visual and Performing Arts	2.00	3.00		4.00
Other Units and Activities	36.23	29.18	19.30	20.39
Rawls College of Business	2.00	0.63	0.30	0.40
School of Law	1.50	3.25	5.00	1.00
University College	3.70	1.50	1.75	
Total	312	324	321	307

Proposal Value	FY10 thru Dec	FY11 thru Dec	FY12 thru Dec	FY13 thru Dec
College of Ag Sci & Natural Resources	4,258,388	9,068,172	8,410,465	10,526,640
College of Architecture				13,694
College of Arts and Sciences	31,414,345	21,693,008	30,013,123	32,822,530
College of Education	1,742,530	4,374,050	4,122,035	5,279,646
College of Engineering	35,405,097	39,093,766	38,314,464	42,403,144
College of Human Sciences	2,136,971	3,167,174	1,106,087	4,096,587
College of Mass Communication	991,177	207,434	351,000	20,000
College of Media and Communication				25,000
College Visual and Performing Arts	12,000	105,500		80,000
Other Units and Activities	13,259,984	6,952,572	3,422,566	6,490,642
Rawls College of Business	893,928	104,778	1,050,000	317,482
School of Law	223,844	745,251	1,001,163	472,000
University College	551,384	230,309	150,562	
Total	90,889,648	85,742,015	87,941,466	102,547,365

Number of Awards received by Submitting Unit



Award Value by Submitting Unit



Number of Awards received	FY10 thru Dec	FY11 thru Dec	FY12 thru Dec	FY13 thru Dec
College of Ag Sci & Natural Resources	49.58	52.23	48.28	41.99
College of Architecture			1.00	0.50
College of Arts and Sciences	32.42	39.34	32.56	22.23
College of Education	9.26	7.04	4.90	7.73
College of Engineering	59.65	53.46	46.86	57.38
College of Human Sciences	9.00	12.12	13.90	3.00
College of Mass Communication		1.00		1.00
College Visual and Performing Arts	4.00	2.00		
Other Units and Activities	34.49	28.26	21.50	21.17
Rawls College of Business		2.30	1.00	
School of Law	3.00	4.25	5.00	3.00
University College	0.60		1.00	
Total	202	202	176	158

Award Value	FY10 thru Dec	FY11 thru Dec	FY12 thru Dec	FY13 thru Dec
College of Ag Sci & Natural Resources	2,685,013	4,669,910	3,595,731	4,048,298
College of Architecture			69,068	75,928
College of Arts and Sciences	4,485,573	5,772,877	3,243,310	1,470,153
College of Education	1,421,812	2,132,868	893,637	1,027,441
College of Engineering	4,833,701	5,714,000	4,356,993	7,617,429
College of Human Sciences	704,257	1,171,699	472,207	502,959
College of Mass Communication		20,144		20,000
College Visual and Performing Arts	60,000	30,500		
Other Units and Activities	2,229,685	3,784,267	2,173,446	1,641,692
Rawls College of Business		142,901	42,276	
School of Law	233,102	873,398	720,996	562,920
University College	600,000		1,800	
Total	17,253,143	24,312,563	15,569,464	16,966,820