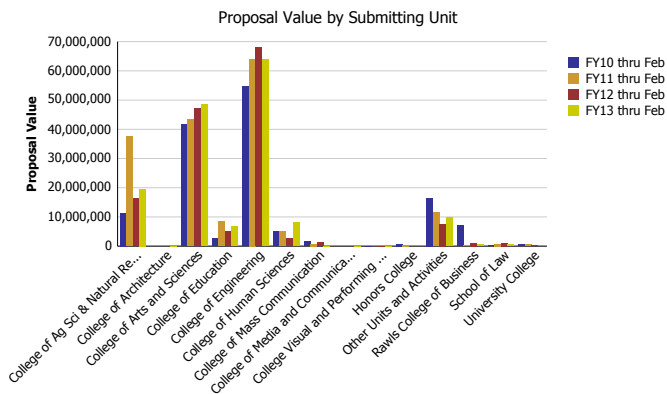
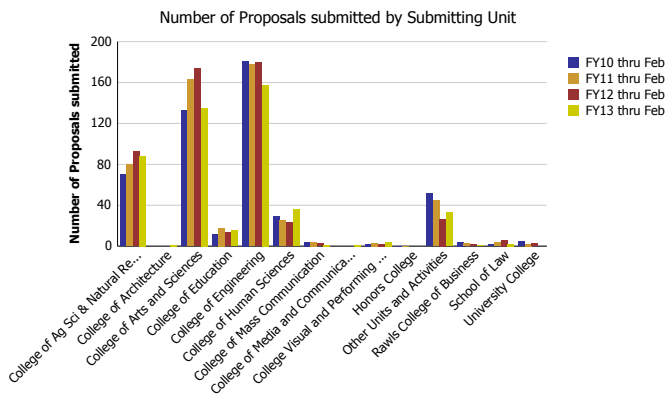
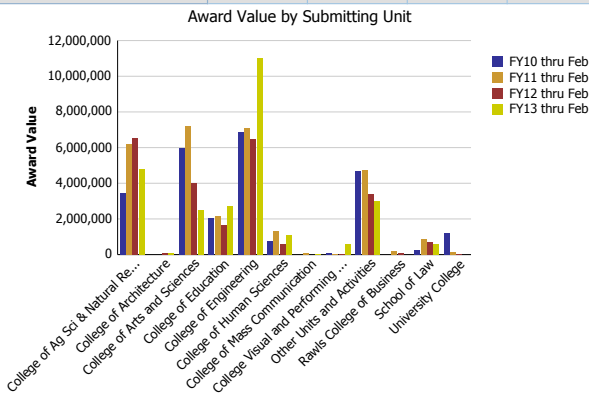
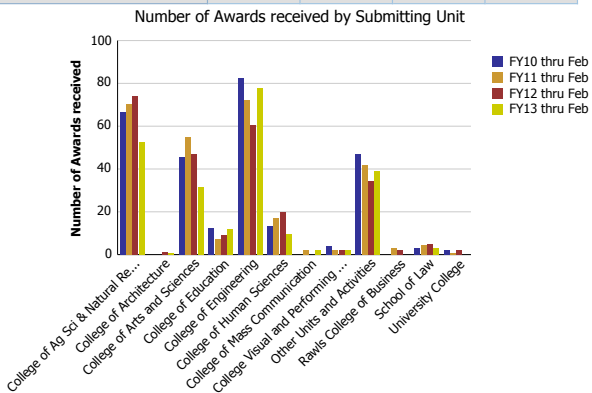


Research Metrics through February FY13 (by Submitting Unit)



Number of Proposals submitted	FY10 thru Feb	FY11 thru Feb	FY12 thru Feb	FY13 thru Feb
College of Ag Sci & Natural Resources	70.06	79.52	92.41	88.28
College of Architecture				1.00
College of Arts and Sciences	132.35	162.95	173.47	135.22
College of Education	11.30	17.64	13.50	15.08
College of Engineering	181.08	177.70	179.86	157.51
College of Human Sciences	29.23	25.12	23.33	35.82
College of Mass Communication	4.20	4.00	2.80	1.00
College of Media and Communication				1.00
College Visual and Performing Arts	2.00	3.00	2.00	4.00
Honors College	0.25	0.20		
Other Units and Activities	51.33	44.83	26.58	32.57
Rawls College of Business	4.00	2.63	1.30	0.52
School of Law	1.50	3.25	6.00	2.00
University College	4.70	2.16	2.75	
Total	492	523	524	474

Proposal Value	FY10 thru Feb	FY11 thru Feb	FY12 thru Feb	FY13 thru Feb
College of Ag Sci & Natural Resources	11,350,702	37,502,291	16,272,644	19,550,033
College of Architecture				13,694
College of Arts and Sciences	41,628,849	43,355,145	47,046,278	48,593,328
College of Education	2,693,774	8,322,128	4,954,272	6,679,735
College of Engineering	54,704,244	64,081,767	67,967,097	63,939,263
College of Human Sciences	4,975,602	5,046,498	2,698,437	8,198,044
College of Mass Communication	1,618,494	688,016	1,146,430	20,000
College of Media and Communication				25,000
College Visual and Performing Arts	12,000	105,500	40,000	80,000
Honors College	784,146	433,081		
Other Units and Activities	16,493,839	11,475,061	7,538,848	9,762,919
Rawls College of Business	6,954,930	137,277	1,074,776	677,454
School of Law	223,844	745,251	1,052,284	572,000
University College	600,362	546,590	152,142	
Total	142,040,787	172,438,604	149,943,208	158,111,469



Number of Awards received	FY10 thru Feb	FY11 thru Feb	FY12 thru Feb	FY13 thru Feb
College of Ag Sci & Natural Resources	66.66	70.48	74.08	52.49
College of Architecture				1.00
College of Arts and Sciences	45.54	55.09	47.01	31.40
College of Education	12.26	7.04	8.90	12.15
College of Engineering	82.31	71.96	60.61	77.98
College of Human Sciences	13.12	17.12	19.90	9.52
College of Mass Communication		2.00		2.00
College Visual and Performing Arts	4.00	2.00	2.00	2.17
Other Units and Activities	46.78	41.60	34.50	38.79
Rawls College of Business		2.96	2.00	
School of Law	3.00	4.25	5.00	3.00
University College	2.33	0.50	2.00	
Total	276	275	257	230

Award Value	FY10 thru Feb	FY11 thru Feb	FY12 thru Feb	FY13 thru Feb
College of Ag Sci & Natural Resources	3,444,471	6,174,437	6,540,356	4,815,710
College of Architecture				69,068
College of Arts and Sciences	5,962,167	7,183,438	3,995,796	2,510,324
College of Education	2,021,783	2,132,868	1,675,398	2,739,244
College of Engineering	6,852,697	7,089,412	6,500,208	11,008,232
College of Human Sciences	773,999	1,307,208	594,223	1,099,123
College of Mass Communication		67,644		32,500
College Visual and Performing Arts	60,000	30,500	40,000	594,844
Other Units and Activities	4,656,480	4,755,512	3,371,556	2,974,533
Rawls College of Business		169,799	67,052	
School of Law	233,102	873,398	720,996	562,920
University College	1,181,116	135,000	3,380	
Total	25,185,814	29,919,215	23,578,033	26,413,358