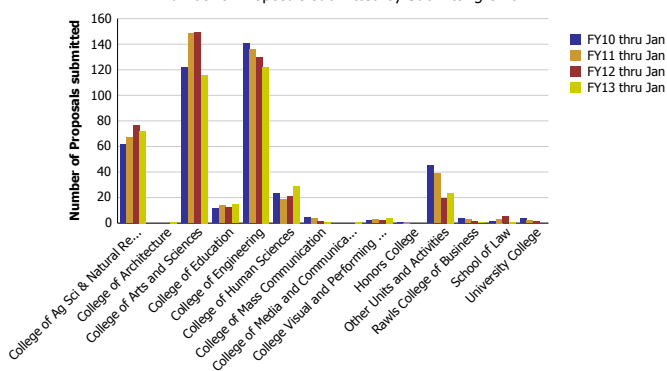
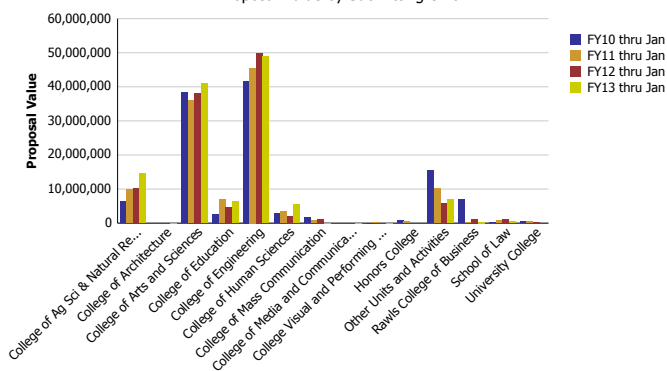


Research Metrics through January FY13 (by Submitting Unit)

Number of Proposals submitted by Submitting Unit



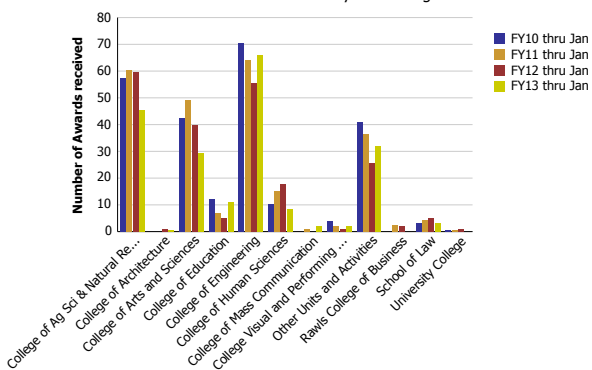
Proposal Value by Submitting Unit



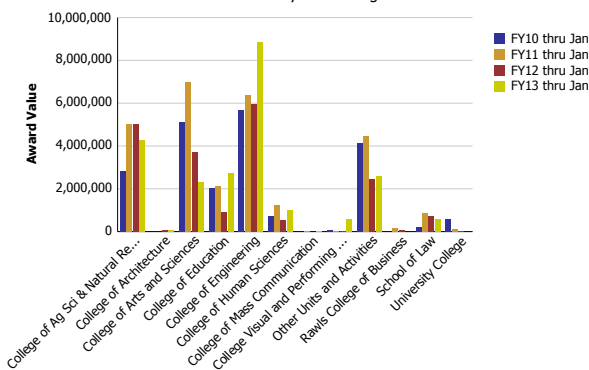
Number of Proposals submitted	FY10 thru Jan	FY11 thru Jan	FY12 thru Jan	FY13 thru Jan
College of Ag Sci & Natural Resources	61.43	66.77	76.56	72.16
College of Architecture				1.00
College of Arts and Sciences	121.60	148.30	149.12	116.04
College of Education	11.30	13.68	12.40	14.35
College of Engineering	140.78	135.91	129.92	122.21
College of Human Sciences	22.96	19.02	20.60	29.15
College of Mass Communication	4.20	4.00	1.80	1.00
College of Media and Communication				1.00
College Visual and Performing Arts	2.00	3.00	2.00	4.00
Honors College	0.25	0.20		
Other Units and Activities	45.28	39.08	19.55	23.69
Rawls College of Business	4.00	2.63	1.30	0.40
School of Law	1.50	3.25	5.00	1.00
University College	3.70	2.16	1.75	
Total	419	438	420	386

Proposal Value	FY10 thru Jan	FY11 thru Jan	FY12 thru Jan	FY13 thru Jan
College of Ag Sci & Natural Resources	6,268,415	9,845,359	10,163,356	14,499,978
College of Architecture				13,694
College of Arts and Sciences	38,338,300	35,954,482	38,069,729	41,050,981
College of Education	2,693,774	7,001,577	4,547,035	6,347,313
College of Engineering	41,705,428	45,561,526	49,938,143	48,977,790
College of Human Sciences	2,878,382	3,423,652	2,096,728	5,572,061
College of Mass Communication	1,618,494	688,016	1,131,730	20,000
College of Media and Communication				25,000
College Visual and Performing Arts	12,000	105,500	40,000	80,000
Honors College	784,146	433,081		
Other Units and Activities	15,348,208	10,236,098	5,833,688	7,034,721
Rawls College of Business	6,954,930	137,277	1,074,776	317,482
School of Law	223,844	745,251	1,001,163	472,000
University College	551,384	546,590	150,562	
Total	117,377,304	114,678,409	114,046,911	124,411,021

Number of Awards received by Submitting Unit



Award Value by Submitting Unit



Number of Awards received	FY10 thru Jan	FY11 thru Jan	FY12 thru Jan	FY13 thru Jan
College of Ag Sci & Natural Resources	57.46	60.23	59.58	45.49
College of Architecture			1.00	0.50
College of Arts and Sciences	42.42	49.34	39.76	29.40
College of Education	12.26	7.04	4.90	11.15
College of Engineering	70.34	63.96	55.36	65.98
College of Human Sciences	10.12	15.12	17.90	8.52
College of Mass Communication		1.00		2.00
College Visual and Performing Arts	4.00	2.00	1.00	2.17
Other Units and Activities	40.80	36.26	25.50	31.79
Rawls College of Business		2.30	2.00	
School of Law	3.00	4.25	5.00	3.00
University College	0.60	0.50	1.00	
Total	241	242	213	200

Award Value	FY10 thru Jan	FY11 thru Jan	FY12 thru Jan	FY13 thru Jan
College of Ag Sci & Natural Resources	2,833,812	4,999,842	5,002,704	4,281,233
College of Architecture			69,068	75,928
College of Arts and Sciences	5,121,562	6,986,404	3,728,569	2,315,324
College of Education	2,021,783	2,132,868	893,637	2,723,492
College of Engineering	5,698,576	6,381,241	5,958,721	8,870,158
College of Human Sciences	708,707	1,249,713	530,635	1,010,107
College of Mass Communication		20,144		32,500
College Visual and Performing Arts	60,000	30,500	30,000	594,844
Other Units and Activities	4,155,400	4,475,446	2,450,064	2,595,865
Rawls College of Business		142,901	67,052	
School of Law	233,102	873,398	720,996	562,920
University College	600,000	135,000	1,800	
Total	21,432,943	27,427,456	19,453,247	23,062,371