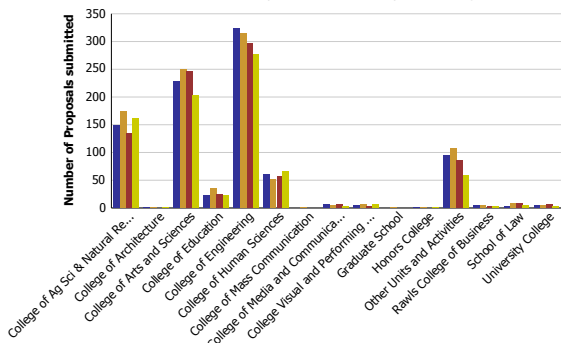


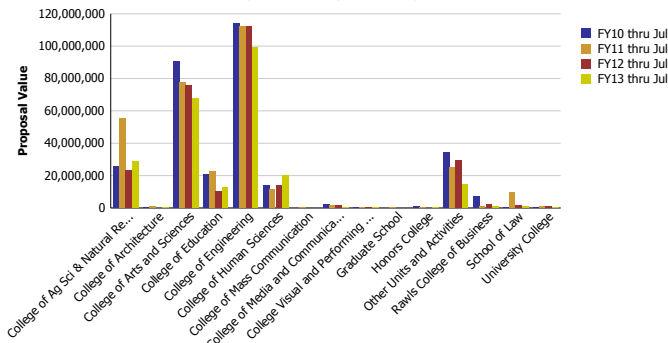
Research Metrics through July FY13 (by Submitting Unit)

Number of Proposals submitted by Submitting Unit



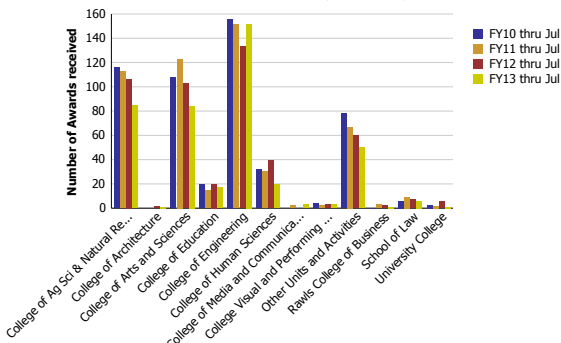
Number of Proposals submitted	FY10 thru Jul	FY11 thru Jul	FY12 thru Jul	FY13 thru Jul
College of Ag Sci & Natural Resources	148.24	174.32	133.71	161.56
College of Architecture	0.40	1.50		1.50
College of Arts and Sciences	228.29	249.18	246.17	203.22
College of Education	22.06	35.76	25.13	21.95
College of Engineering	324.00	315.01	296.64	277.49
College of Human Sciences	59.71	51.25	56.67	65.92
College of Mass Communication		0.15		
College of Media and Communication	5.60	3.92	6.80	2.00
College Visual and Performing Arts	4.90	6.00	3.00	5.50
Graduate School		1.00		
Honors College	0.25	0.20		0.50
Other Units and Activities	95.42	106.39	86.26	57.69
Rawls College of Business	4.35	4.83	2.50	2.52
School of Law	2.50	7.98	8.10	4.00
University College	5.28	4.51	6.02	2.15
Total	901	962	871	806

Proposal Value by Submitting Unit



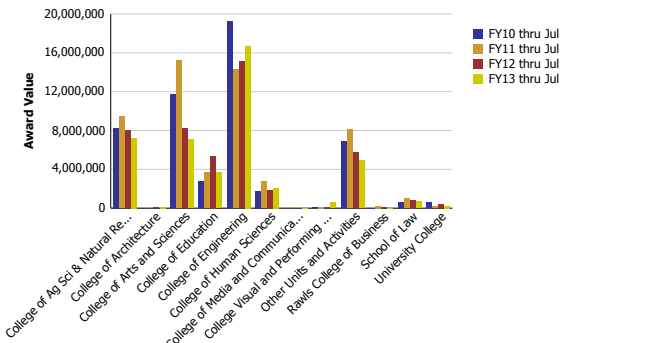
Proposal Value	FY10 thru Jul	FY11 thru Jul	FY12 thru Jul	FY13 thru Jul
College of Ag Sci & Natural Resources	25,433,552	55,609,175	23,376,590	28,907,925
College of Architecture	79,928	730,980		13,694
College of Arts and Sciences	90,557,600	77,285,490	75,572,388	67,387,433
College of Education	20,467,952	22,605,007	9,944,490	12,664,225
College of Engineering	113,964,968	111,902,518	112,178,832	99,093,799
College of Human Sciences	14,069,533	11,696,534	13,998,131	19,959,735
College of Mass Communication		37,499		
College of Media and Communication	2,040,191	1,605,098	1,847,383	45,000
College Visual and Performing Arts	187,200	452,389	40,500	90,497
Graduate School		100,000		
Honors College	784,146	433,081		0
Other Units and Activities	34,273,904	25,173,912	29,509,096	14,812,742
Rawls College of Business	7,130,611	857,570	2,024,745	746,665
School of Law	288,128	9,447,348	1,257,281	722,000
University College	539,337	814,201	985,680	401,660
Total	309,817,050	318,750,803	270,735,115	244,845,374

Number of Awards received by Submitting Unit



Number of Awards received	FY10 thru Jul	FY11 thru Jul	FY12 thru Jul	FY13 thru Jul
College of Ag Sci & Natural Resources	116.09	112.45	106.38	84.36
College of Architecture			1.50	1.00
College of Arts and Sciences	107.66	122.95	102.51	84.33
College of Education	19.41	14.38	19.80	17.05
College of Engineering	155.76	151.15	133.23	151.63
College of Human Sciences	31.92	30.05	39.50	19.52
College of Media and Communication		2.00		3.00
College Visual and Performing Arts	4.00	2.00	3.00	3.17
Other Units and Activities	78.13	66.81	59.78	49.94
Rawls College of Business	0.30	3.26	2.00	1.00
School of Law	6.00	9.25	7.00	6.00
University College	2.73	1.70	5.30	1.00
Total	522	516	480	422

Award Value by Submitting Unit



Award Value	FY10 thru Jul	FY11 thru Jul	FY12 thru Jul	FY13 thru Jul
College of Ag Sci & Natural Resources	8,266,785	9,436,755	8,016,269	7,239,198
College of Architecture			92,318	105,178
College of Arts and Sciences	11,706,763	15,203,311	8,219,029	7,065,830
College of Education	2,741,984	3,704,454	5,385,702	3,668,104
College of Engineering	19,283,912	14,265,769	15,081,657	16,687,307
College of Human Sciences	1,788,337	2,750,199	1,860,326	2,079,483
College of Media and Communication		67,644		36,700
College Visual and Performing Arts	60,000	30,500	40,500	595,344
Other Units and Activities	6,876,137	8,116,094	5,757,868	4,900,223
Rawls College of Business	33,304	220,113	67,052	4,000
School of Law	573,299	1,024,151	846,095	697,920
University College	594,616	183,592	388,192	230,000
Total	51,925,137	55,002,583	45,755,009	43,309,287