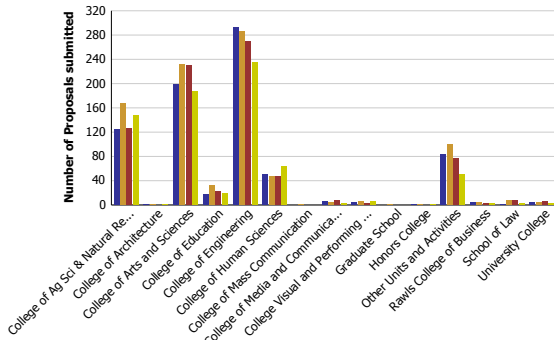
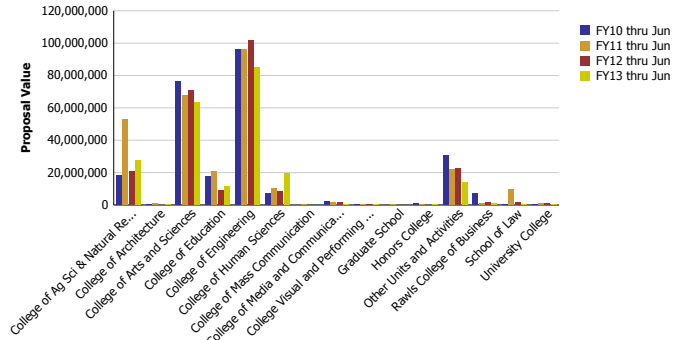


Research Metrics through June FY13 (by Submitting Unit)

Number of Proposals submitted by Submitting Unit



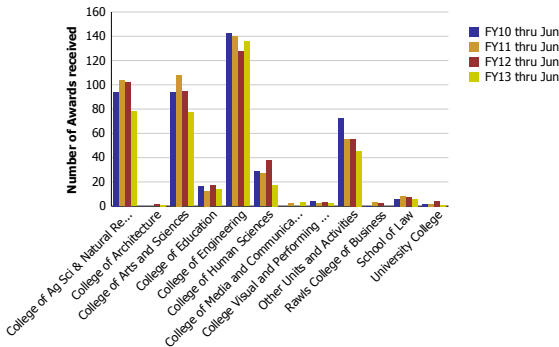
Proposal Value by Submitting Unit



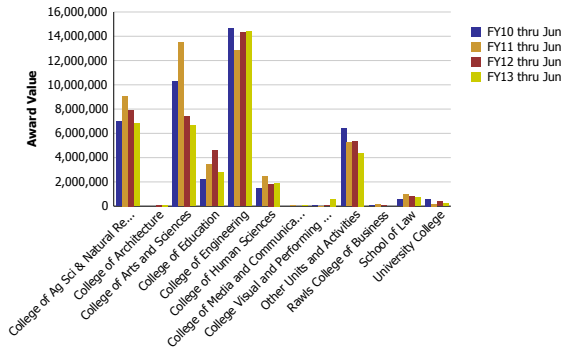
Number of Proposals submitted	FY10 thru Jun	FY11 thru Jun	FY12 thru Jun	FY13 thru Jun
College of Ag Sci & Natural Resources	123.79	166.77	125.71	146.81
College of Architecture	0.40	0.50		1.50
College of Arts and Sciences	197.87	230.95	229.81	186.89
College of Education	17.86	32.74	22.93	18.59
College of Engineering	292.67	285.61	269.51	235.18
College of Human Sciences	49.86	46.25	47.67	62.67
College of Mass Communication		0.15		
College of Media and Communication	5.60	3.92	6.80	2.00
College Visual and Performing Arts	4.90	6.00	3.00	5.50
Graduate School		1.00		
Honors College	0.25	0.20		0.50
Other Units and Activities	83.67	99.59	77.26	49.69
Rawls College of Business	4.35	4.83	2.30	2.52
School of Law	1.50	6.98	8.10	3.00
University College	4.28	4.51	5.91	2.15
Total	787	890	799	717

Proposal Value	FY10 thru Jun	FY11 thru Jun	FY12 thru Jun	FY13 thru Jun
College of Ag Sci & Natural Resources	18,095,518	53,126,480	20,833,680	27,250,779
College of Architecture	79,928	712,890		13,694
College of Arts and Sciences	76,580,903	67,920,206	70,734,398	63,239,451
College of Education	17,745,986	20,930,892	8,737,561	11,713,005
College of Engineering	96,244,255	96,325,545	101,354,460	84,864,646
College of Human Sciences	7,224,085	10,389,479	8,588,061	19,187,633
College of Mass Communication		37,499		
College of Media and Communication	2,040,191	1,605,098	1,847,383	45,000
College Visual and Performing Arts	187,200	452,389	40,500	90,497
Graduate School		100,000		
Honors College	784,146	433,081		0
Other Units and Activities	30,290,964	21,719,053	22,404,738	13,784,349
Rawls College of Business	7,130,611	857,570	1,324,776	746,665
School of Law	223,844	9,347,348	1,257,281	622,000
University College	525,837	814,201	875,680	401,660
Total	257,153,467	284,771,733	237,998,519	221,959,379

Number of Awards received by Submitting Unit



Award Value by Submitting Unit



Number of Awards received	FY10 thru Jun	FY11 thru Jun	FY12 thru Jun	FY13 thru Jun
College of Ag Sci & Natural Resources	94.15	103.45	102.38	77.76
College of Architecture			1.50	1.00
College of Arts and Sciences	93.86	107.98	94.61	76.98
College of Education	16.26	12.54	16.80	13.65
College of Engineering	142.41	139.91	127.56	135.48
College of Human Sciences	28.92	27.05	37.40	17.52
College of Media and Communication		2.00		3.00
College Visual and Performing Arts	4.00	2.00	3.00	2.17
Other Units and Activities	72.37	55.16	55.45	45.44
Rawls College of Business	0.30	2.96	2.00	
School of Law	6.00	8.25	7.00	6.00
University College	1.73	1.70	4.30	1.00
Total	460	463	452	380

Award Value	FY10 thru Jun	FY11 thru Jun	FY12 thru Jun	FY13 thru Jun
College of Ag Sci & Natural Resources	7,001,567	9,067,547	7,932,761	6,831,023
College of Architecture			92,318	105,178
College of Arts and Sciences	10,305,292	13,476,887	7,433,518	6,651,071
College of Education	2,195,372	3,443,157	4,576,869	2,778,494
College of Engineering	14,695,900	12,852,432	14,291,798	14,378,779
College of Human Sciences	1,476,728	2,421,263	1,814,654	1,924,488
College of Media and Communication		67,644		36,700
College Visual and Performing Arts	60,000	30,500	40,500	594,844
Other Units and Activities	6,420,029	5,236,105	5,380,048	4,370,577
Rawls College of Business	33,304	169,799	67,052	
School of Law	573,299	990,765	846,095	697,920
University College	581,116	183,592	381,483	230,000
Total	43,342,606	47,939,691	42,857,096	38,599,075