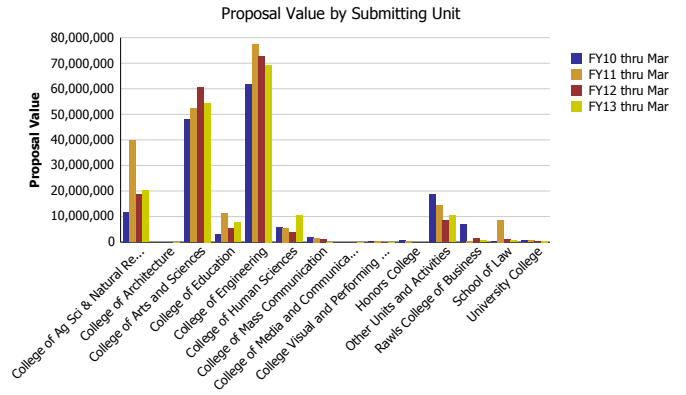
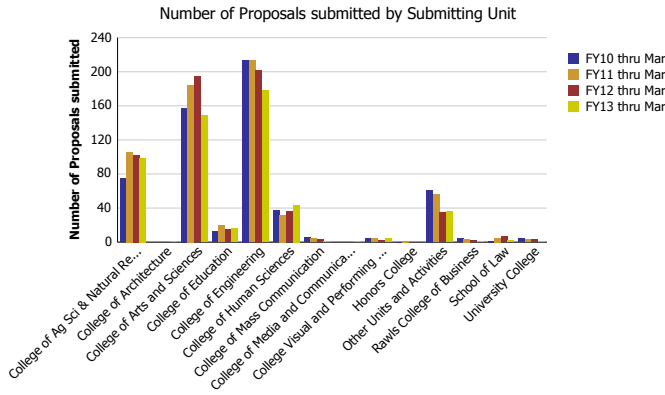
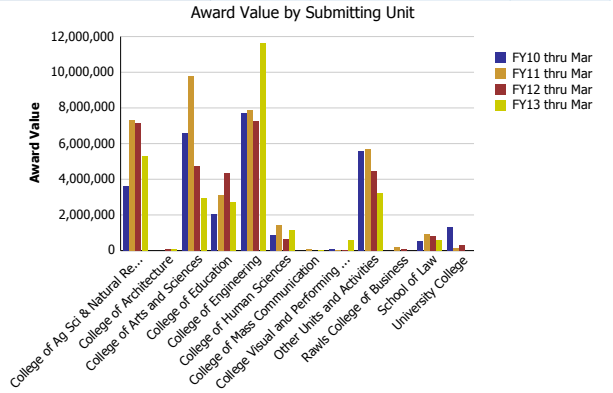
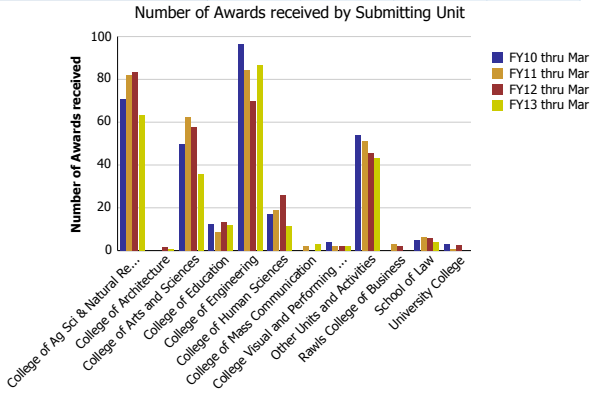


Research Metrics through March FY13 (by Submitting Unit)



Number of Proposals submitted	FY10 thru Mar	FY11 thru Mar	FY12 thru Mar	FY13 thru Mar
College of Ag Sci & Natural Resources	75.06	105.97	102.16	98.78
College of Architecture				1.00
College of Arts and Sciences	157.40	184.53	194.27	148.82
College of Education	12.30	19.81	14.50	15.93
College of Engineering	213.78	212.93	202.14	177.71
College of Human Sciences	37.18	31.92	36.33	43.52
College of Mass Communication	5.60	4.07	2.80	1.00
College of Media and Communication				1.00
College Visual and Performing Arts	3.90	4.00	2.00	4.00
Honors College	0.25	0.20		
Other Units and Activities	61.33	56.10	34.75	35.57
Rawls College of Business	4.00	3.88	2.30	0.52
School of Law	1.50	4.83	7.00	2.00
University College	4.70	2.76	2.75	1.15
Total	577	631	601	531

Proposal Value	FY10 thru Mar	FY11 thru Mar	FY12 thru Mar	FY13 thru Mar
College of Ag Sci & Natural Resources	11,845,390	39,800,551	18,539,670	20,312,261
College of Architecture				13,694
College of Arts and Sciences	47,991,839	52,297,183	60,468,987	54,481,511
College of Education	3,093,754	11,106,123	5,220,289	7,635,143
College of Engineering	61,869,496	77,282,045	72,764,126	69,280,904
College of Human Sciences	5,613,710	5,523,095	3,810,912	10,494,614
College of Mass Communication	2,040,191	1,642,597	1,146,430	20,000
College of Media and Communication				25,000
College Visual and Performing Arts	177,200	423,020	40,000	80,000
Honors College	784,146	433,081		
Other Units and Activities	18,786,357	14,438,680	8,551,390	10,338,919
Rawls College of Business	6,954,930	482,860	1,324,776	677,454
School of Law	223,844	8,704,641	1,127,284	572,000
University College	600,362	710,425	152,142	399,660
Total	159,981,220	212,844,301	173,146,006	174,331,159



Number of Awards received	FY10 thru Mar	FY11 thru Mar	FY12 thru Mar	FY13 thru Mar
College of Ag Sci & Natural Resources	70.66	82.05	83.48	63.09
College of Architecture			1.50	0.50
College of Arts and Sciences	49.54	62.36	57.71	35.65
College of Education	12.26	8.44	13.10	12.15
College of Engineering	96.31	84.29	69.96	86.73
College of Human Sciences	17.12	19.05	25.90	11.52
College of Mass Communication		2.00		3.00
College Visual and Performing Arts	4.00	2.00	2.00	2.17
Other Units and Activities	54.08	51.10	45.55	43.19
Rawls College of Business	2.96	2.96	2.00	
School of Law	5.00	6.25	6.00	4.00
University College	3.03	0.50	2.80	
Total	312	321	310	262

Award Value	FY10 thru Mar	FY11 thru Mar	FY12 thru Mar	FY13 thru Mar
College of Ag Sci & Natural Resources	3,590,051	7,317,152	7,144,977	5,301,954
College of Architecture			92,318	75,928
College of Arts and Sciences	6,579,279	9,757,871	4,741,638	2,918,824
College of Education	2,021,783	3,131,686	4,359,369	2,739,244
College of Engineering	7,737,539	7,852,622	7,281,956	11,611,743
College of Human Sciences	881,705	1,434,813	645,879	1,141,572
College of Mass Communication		67,644		36,700
College Visual and Performing Arts	60,000	30,500	40,000	594,844
Other Units and Activities	5,571,532	5,697,617	4,452,745	3,218,783
Rawls College of Business	169,799	169,799	67,052	
School of Law	524,182	934,298	795,996	600,920
University College	1,307,853	135,000	311,408	
Total	28,273,923	36,529,002	29,933,339	28,240,512