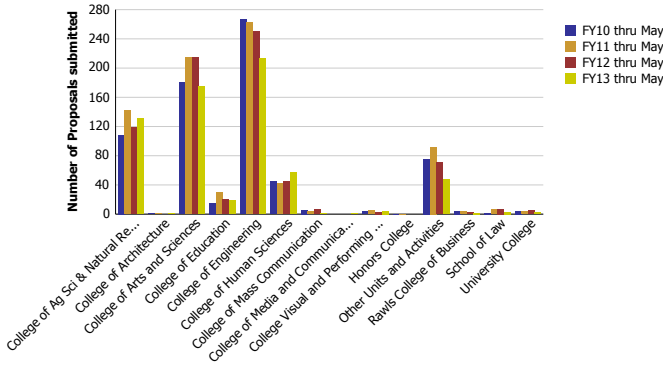
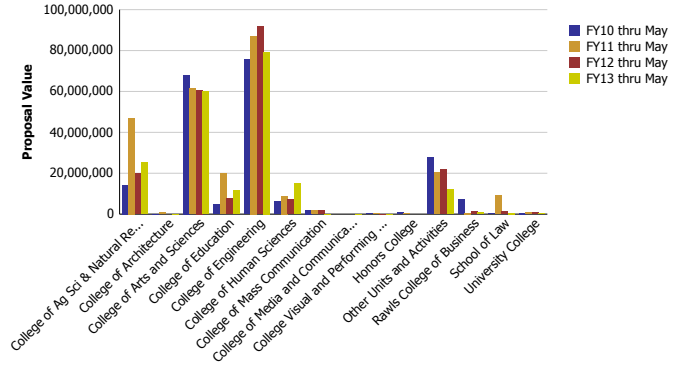


Research Metrics through May FY13 (by Submitting Unit)

Number of Proposals submitted by Submitting Unit



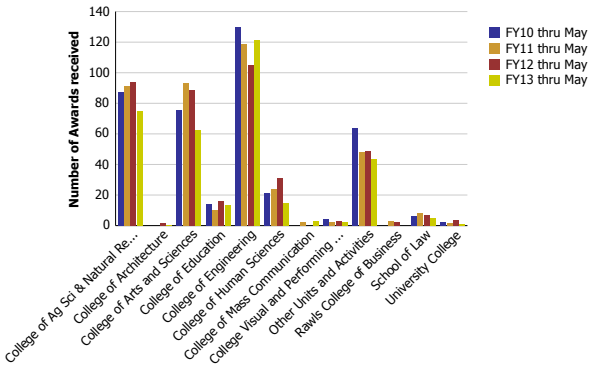
Proposal Value by Submitting Unit



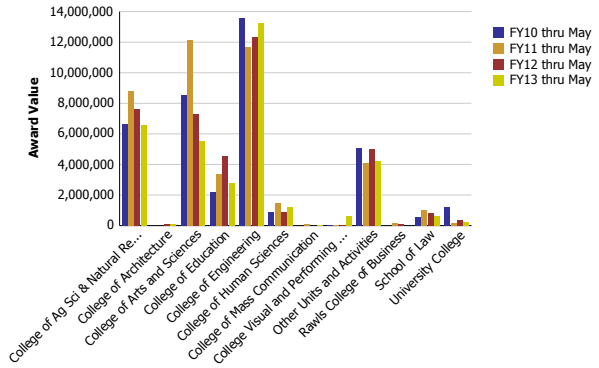
Number of Proposals submitted	FY10 thru May	FY11 thru May	FY12 thru May	FY13 thru May
College of Ag Sci & Natural Resources	108.43	141.47	118.71	130.65
College of Architecture	0.40	0.50		1.00
College of Arts and Sciences	180.57	214.73	214.16	175.10
College of Education	15.36	29.99	20.43	18.59
College of Engineering	266.96	262.26	249.80	212.73
College of Human Sciences	44.71	42.25	44.33	56.92
College of Mass Communication	5.60	4.07	6.80	1.33
College of Media and Communication				0.67
College Visual and Performing Arts	3.90	5.00	3.00	4.50
Honors College	0.25	0.20		
Other Units and Activities	75.69	91.76	70.46	47.84
Rawls College of Business	4.35	4.03	2.30	1.52
School of Law	1.50	5.98	7.10	3.00
University College	4.28	3.76	4.91	2.15
Total	712	806	742	656

Proposal Value	FY10 thru May	FY11 thru May	FY12 thru May	FY13 thru May
College of Ag Sci & Natural Resources	14,274,686	47,042,202	19,839,250	25,175,256
College of Architecture	79,928	712,890		13,694
College of Arts and Sciences	68,059,183	61,331,548	60,783,250	59,843,608
College of Education	4,704,320	19,739,581	7,607,579	11,713,005
College of Engineering	75,624,942	87,110,721	91,811,974	79,266,511
College of Human Sciences	6,047,115	8,846,216	7,135,640	15,044,521
College of Mass Communication	2,040,191	1,642,597	1,847,383	28,250
College of Media and Communication				16,750
College Visual and Performing Arts	177,200	445,389	40,500	89,997
Honors College	784,146	433,081		
Other Units and Activities	27,827,086	20,497,770	21,671,794	12,081,455
Rawls College of Business	7,130,611	551,238	1,324,776	742,665
School of Law	223,844	9,292,162	1,157,281	622,000
University College	525,837	776,701	863,680	401,660
Total	207,499,089	258,422,098	214,083,107	205,039,371

Number of Awards received by Submitting Unit



Award Value by Submitting Unit



Number of Awards received	FY10 thru May	FY11 thru May	FY12 thru May	FY13 thru May
College of Ag Sci & Natural Resources	87.15	91.45	94.13	75.09
College of Architecture			1.50	0.50
College of Arts and Sciences	75.71	93.08	88.36	62.65
College of Education	14.26	9.94	15.80	13.15
College of Engineering	129.96	118.46	104.96	121.48
College of Human Sciences	21.12	24.05	31.40	14.52
College of Mass Communication		2.00		3.00
College Visual and Performing Arts	4.00	2.00	3.00	2.17
Other Units and Activities	63.47	48.11	49.05	43.44
Rawls College of Business		2.96	2.00	
School of Law	6.00	8.25	7.00	5.00
University College	2.33	1.70	3.80	1.00
Total	404	402	401	342

Award Value	FY10 thru May	FY11 thru May	FY12 thru May	FY13 thru May
College of Ag Sci & Natural Resources	6,641,324	8,827,856	7,645,906	6,563,250
College of Architecture			92,318	75,928
College of Arts and Sciences	8,508,929	12,103,879	7,297,781	5,551,073
College of Education	2,160,674	3,362,059	4,561,869	2,749,244
College of Engineering	13,558,919	11,664,996	12,351,812	13,216,824
College of Human Sciences	902,213	1,480,902	858,455	1,237,576
College of Mass Communication		67,644		36,700
College Visual and Performing Arts	60,000	30,500	40,500	594,844
Other Units and Activities	5,094,697	4,081,779	4,981,023	4,232,037
Rawls College of Business		169,799	67,052	
School of Law	573,299	990,765	846,095	650,920
University College	1,181,116	183,592	369,408	230,000
Total	38,681,171	42,963,770	39,112,220	35,138,397