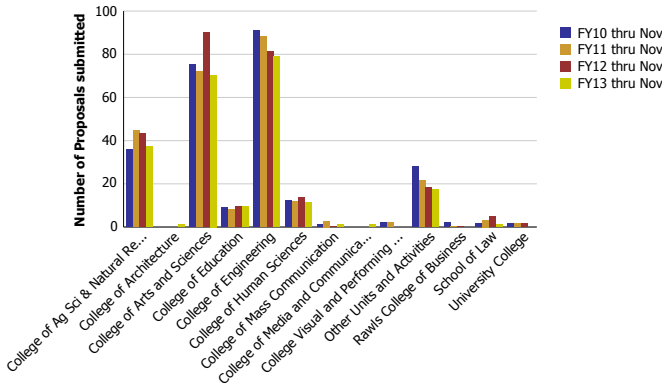
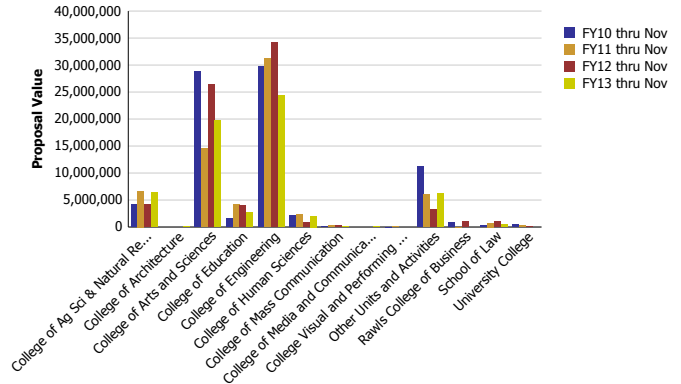


## Research Metrics through November FY13 (by Submitting Unit)

Number of Proposals submitted by Submitting Unit



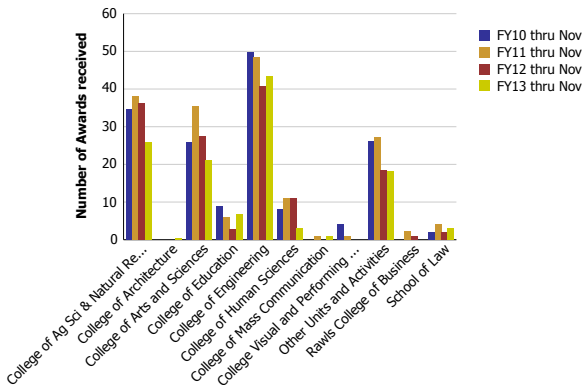
Proposal Value by Submitting Unit



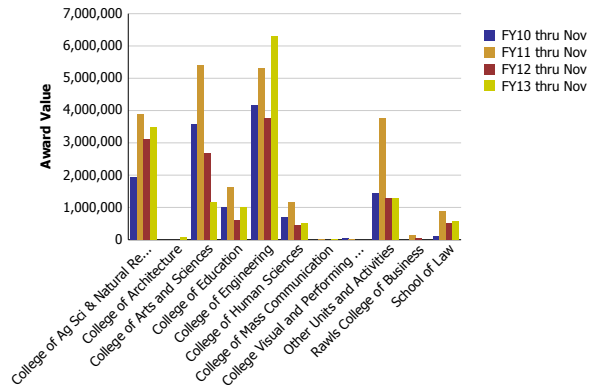
Number of Proposals submitted	FY10 thru Nov	FY11 thru Nov	FY12 thru Nov	FY13 thru Nov
College of Ag Sci & Natural Resources	35.93	44.91	43.21	37.34
College of Architecture				1.00
College of Arts and Sciences	75.25	72.03	90.04	70.40
College of Education	9.05	8.00	9.70	9.48
College of Engineering	91.18	88.03	81.20	79.14
College of Human Sciences	12.16	11.73	13.60	11.15
College of Mass Communication	1.00	2.80	0.10	1.00
College of Media and Communication				1.00
College Visual and Performing Arts	2.00	2.00		
Other Units and Activities	28.23	21.50	18.10	17.49
Rawls College of Business	2.00	0.25	0.30	
School of Law	1.50	3.25	5.00	1.00
University College	1.70	1.50	1.75	
<b>Total</b>	<b>260</b>	<b>256</b>	<b>263</b>	<b>229</b>

Proposal Value	FY10 thru Nov	FY11 thru Nov	FY12 thru Nov	FY13 thru Nov
College of Ag Sci & Natural Resources	4,166,308	6,676,452	4,155,255	6,444,326
College of Architecture				13,694
College of Arts and Sciences	28,750,835	14,555,579	26,448,237	19,768,528
College of Education	1,642,920	4,260,200	4,052,156	2,689,668
College of Engineering	29,646,619	31,218,047	34,210,809	24,424,806
College of Human Sciences	2,136,971	2,290,161	914,601	2,046,528
College of Mass Communication	19,177	207,434	350,000	20,000
College of Media and Communication				25,000
College Visual and Performing Arts	12,000	105,000		
Other Units and Activities	11,222,277	6,033,252	3,315,743	6,164,192
Rawls College of Business	893,928	2,750	1,050,000	
School of Law	223,844	745,251	1,001,163	472,000
University College	401,384	230,309	150,562	
<b>Total</b>	<b>79,116,262</b>	<b>66,324,435</b>	<b>75,648,526</b>	<b>62,068,742</b>

Number of Awards received by Submitting Unit



Award Value by Submitting Unit



Number of Awards received	FY10 thru Nov	FY11 thru Nov	FY12 thru Nov	FY13 thru Nov
College of Ag Sci & Natural Resources	34.58	38.23	36.28	25.99
College of Architecture				0.50
College of Arts and Sciences	25.82	35.34	27.56	21.23
College of Education	8.86	6.04	2.90	6.73
College of Engineering	49.65	48.46	40.86	43.38
College of Human Sciences	8.00	11.12	10.90	3.00
College of Mass Communication		1.00		1.00
College Visual and Performing Arts	4.00	1.00		
Other Units and Activities	26.09	27.26	18.50	18.17
Rawls College of Business		2.30	1.00	
School of Law	2.00	4.25	2.00	3.00
<b>Total</b>	<b>159</b>	<b>175</b>	<b>140</b>	<b>123</b>

Award Value	FY10 thru Nov	FY11 thru Nov	FY12 thru Nov	FY13 thru Nov
College of Ag Sci & Natural Resources	1,950,129	3,895,135	3,116,431	3,478,124
College of Architecture				75,928
College of Arts and Sciences	3,573,468	5,406,783	2,667,467	1,148,691
College of Education	1,011,682	1,632,868	615,185	1,017,441
College of Engineering	4,162,148	5,321,345	3,775,314	6,287,143
College of Human Sciences	703,037	1,169,774	461,592	502,959
College of Mass Communication		20,144		20,000
College Visual and Performing Arts	60,000	30,000		
Other Units and Activities	1,432,494	3,774,267	1,300,508	1,297,498
Rawls College of Business		142,901	42,276	
School of Law	100,665	873,398	520,000	562,920
<b>Total</b>	<b>12,993,623</b>	<b>22,266,614</b>	<b>12,498,774</b>	<b>14,390,704</b>