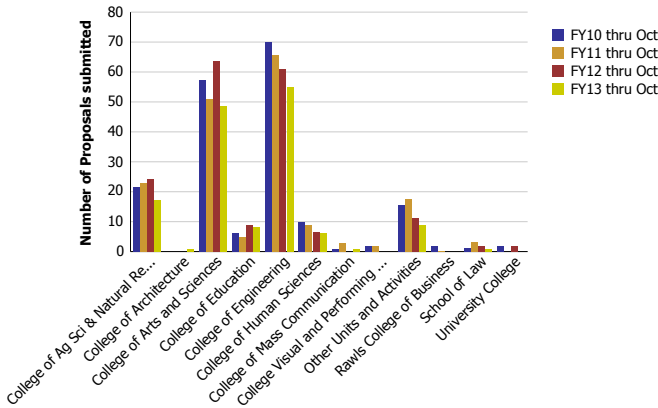
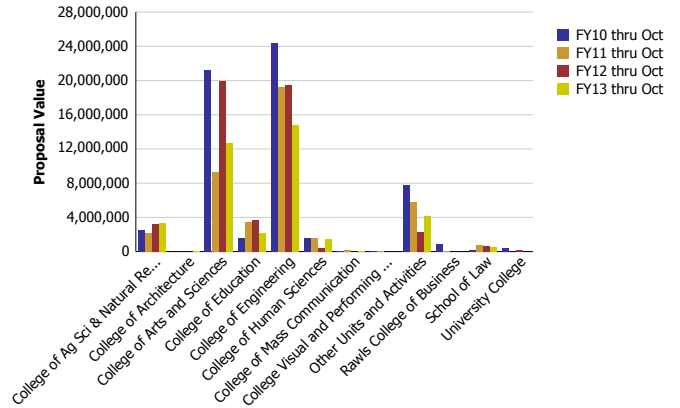


## Research Metrics through October FY13 (by Submitting Unit)

Number of Proposals submitted by Submitting Unit



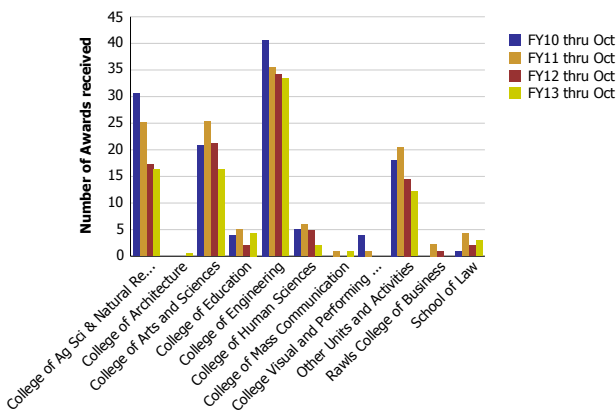
Proposal Value by Submitting Unit



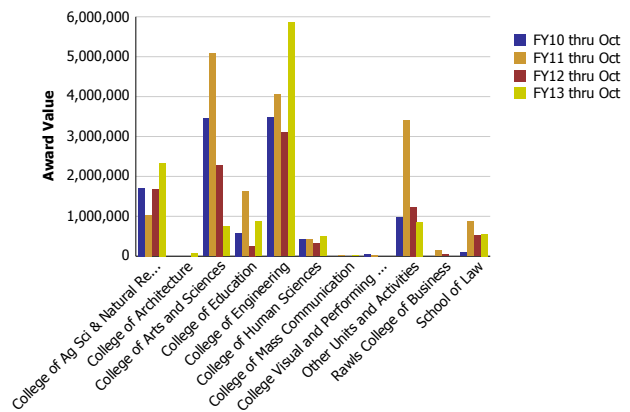
Number of Proposals submitted	FY10 thru Oct	FY11 thru Oct	FY12 thru Oct	FY13 thru Oct
College of Ag Sci & Natural Resources	21.51	22.91	24.21	17.34
College of Architecture				1.00
College of Arts and Sciences	57.27	51.03	63.71	48.50
College of Education	6.05	5.00	8.70	8.08
College of Engineering	70.11	65.53	60.93	55.09
College of Human Sciences	9.83	8.73	6.60	6.20
College of Mass Communication	1.00	2.80		1.00
College Visual and Performing Arts	2.00	2.00		
Other Units and Activities	15.38	17.50	11.10	8.79
Rawls College of Business	2.00	0.25		
School of Law	1.15	3.25	2.00	1.00
University College	1.70		1.75	
<b>Total</b>	<b>188</b>	<b>179</b>	<b>179</b>	<b>147</b>

Proposal Value	FY10 thru Oct	FY11 thru Oct	FY12 thru Oct	FY13 thru Oct
College of Ag Sci & Natural Resources	2,518,890	2,147,524	3,269,038	3,278,582
College of Architecture				13,694
College of Arts and Sciences	21,179,927	9,253,173	19,955,024	12,672,596
College of Education	1,566,476	3,503,618	3,699,839	2,189,154
College of Engineering	24,381,341	19,230,432	19,472,482	14,829,266
College of Human Sciences	1,632,891	1,604,004	430,024	1,506,272
College of Mass Communication	19,177	207,434		20,000
College Visual and Performing Arts	12,000	105,000		
Other Units and Activities	7,799,923	5,756,170	2,318,004	4,164,570
Rawls College of Business	893,928	2,750		
School of Law	215,310	745,251	600,000	472,000
University College	401,384		150,562	
<b>Total</b>	<b>60,621,246</b>	<b>42,555,356</b>	<b>49,894,973</b>	<b>39,146,135</b>

Number of Awards received by Submitting Unit



Award Value by Submitting Unit



Number of Awards received	FY10 thru Oct	FY11 thru Oct	FY12 thru Oct	FY13 thru Oct
College of Ag Sci & Natural Resources	30.58	25.14	17.28	16.25
College of Architecture				0.50
College of Arts and Sciences	20.82	25.34	21.21	16.30
College of Education	3.86	5.04	2.00	4.40
College of Engineering	40.65	35.45	34.11	33.38
College of Human Sciences	5.00	6.00	4.90	2.00
College of Mass Communication		1.00		1.00
College Visual and Performing Arts	4.00	1.00		
Other Units and Activities	18.09	20.48	14.50	12.17
Rawls College of Business		2.30	1.00	
School of Law	1.00	4.25	2.00	3.00
<b>Total</b>	<b>124</b>	<b>126</b>	<b>97</b>	<b>89</b>

Award Value	FY10 thru Oct	FY11 thru Oct	FY12 thru Oct	FY13 thru Oct
College of Ag Sci & Natural Resources	1,708,356	1,034,388	1,678,285	2,334,495
College of Architecture				75,928
College of Arts and Sciences	3,453,090	5,082,037	2,281,497	744,684
College of Education	579,541	1,620,868	258,447	869,500
College of Engineering	3,491,658	4,052,493	3,105,004	5,852,540
College of Human Sciences	435,625	424,306	312,771	495,000
College of Mass Communication		20,144		20,000
College Visual and Performing Arts	60,000	30,000		
Other Units and Activities	976,665	3,397,299	1,239,040	854,270
Rawls College of Business		142,901	42,276	
School of Law	100,000	873,398	520,000	562,920
<b>Total</b>	<b>10,804,935</b>	<b>16,677,834</b>	<b>9,437,319</b>	<b>11,809,337</b>