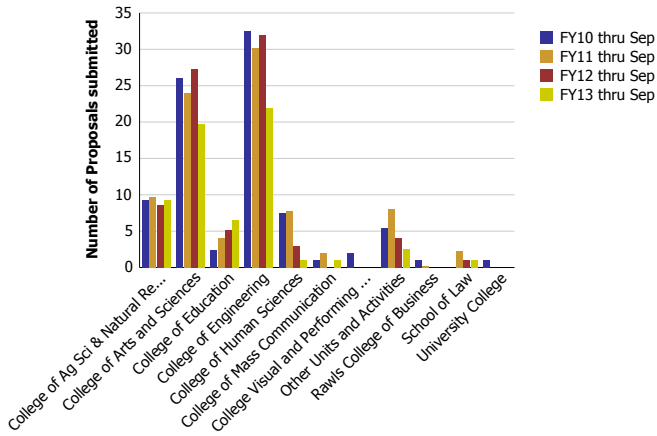
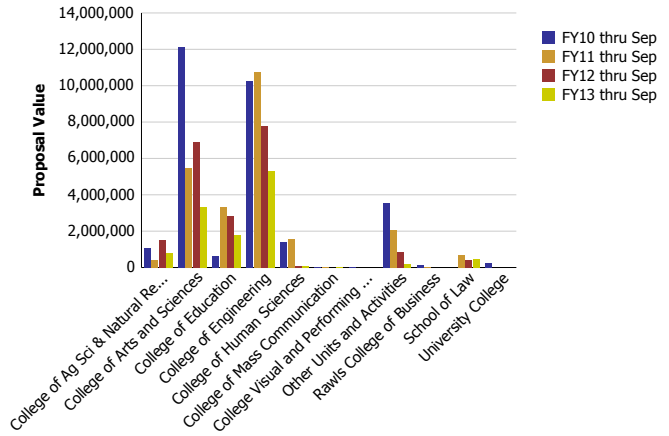


Research Metrics through September FY13 (by Submitting Unit)

Number of Proposals submitted by Submitting Unit

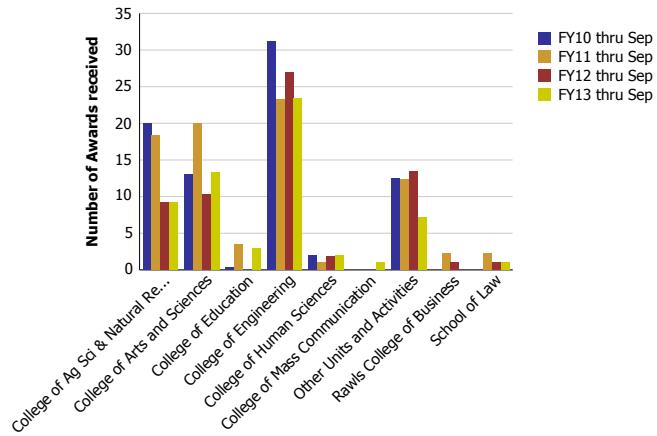


Proposal Value by Submitting Unit

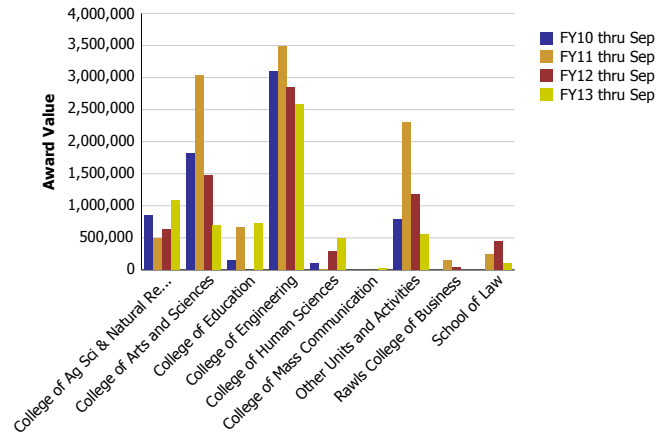


Number of Proposals submitted	FY10 thru Sep	FY11 thru Sep	FY12 thru Sep	FY13 thru Sep	Proposal Value	FY10 thru Sep	FY11 thru Sep	FY12 thru Sep	FY13 thru Sep
College of Ag Sci & Natural Resources	9.25	9.67	8.53	9.34	College of Ag Sci & Natural Resources	1,081,048	411,920	1,529,381	825,034
College of Arts and Sciences	26.02	23.95	27.33	19.73	College of Arts and Sciences	12,152,457	5,457,190	6,887,553	3,347,066
College of Education	2.35	4.00	5.10	6.50	College of Education	631,486	3,303,613	2,814,979	1,813,685
College of Engineering	32.51	30.15	31.94	21.93	College of Engineering	10,237,835	10,768,446	7,770,998	5,307,305
College of Human Sciences	7.50	7.73	3.00	1.00	College of Human Sciences	1,394,576	1,554,484	102,970	104,811
College of Mass Communication	1.00	2.00		1.00	College of Mass Communication	19,177	7,437		20,000
College Visual and Performing Arts	2.00				College Visual and Performing Arts	12,000			
Other Units and Activities	5.37	8.00	4.10	2.50	Other Units and Activities	3,550,589	2,051,916	857,797	215,748
Rawls College of Business	1.00	0.25			Rawls College of Business	153,444	2,750		
School of Law		2.25	1.00	1.00	School of Law		680,962	440,000	472,000
University College	1.00				University College	274,859			
Total	88	88	81	63	Total	29,507,472	24,238,718	20,403,678	12,105,649

Number of Awards received by Submitting Unit



Award Value by Submitting Unit



Number of Awards received	FY10 thru Sep	FY11 thru Sep	FY12 thru Sep	FY13 thru Sep	Award Value	FY10 thru Sep	FY11 thru Sep	FY12 thru Sep	FY13 thru Sep
College of Ag Sci & Natural Resources	20.00	18.40	9.28	9.25	College of Ag Sci & Natural Resources	842,355	490,451	625,690	1,079,648
College of Arts and Sciences	13.06	19.97	10.32	13.30	College of Arts and Sciences	1,812,338	3,041,109	1,475,414	688,624
College of Education	0.30	3.44	2.90	2.90	College of Education	149,294	669,044		728,571
College of Engineering	31.15	23.26	27.00	23.38	College of Engineering	3,096,588	3,484,402	2,847,007	2,583,281
College of Human Sciences	2.00	1.00	1.90	2.00	College of Human Sciences	96,802	975	283,151	495,000
College of Mass Communication				1.00	College of Mass Communication				20,000
Other Units and Activities	12.49	12.38	13.50	7.17	Other Units and Activities	786,572	2,308,400	1,183,764	552,077
Rawls College of Business		2.30	1.00		Rawls College of Business		142,901	42,276	
School of Law		2.25	1.00	1.00	School of Law		246,045	440,000	99,920
University College					University College				
Total	79	83	64	60	Total	6,783,949	10,383,327	6,897,303	6,247,122