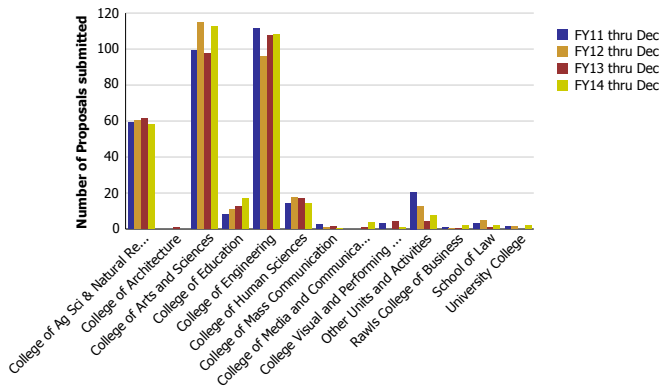
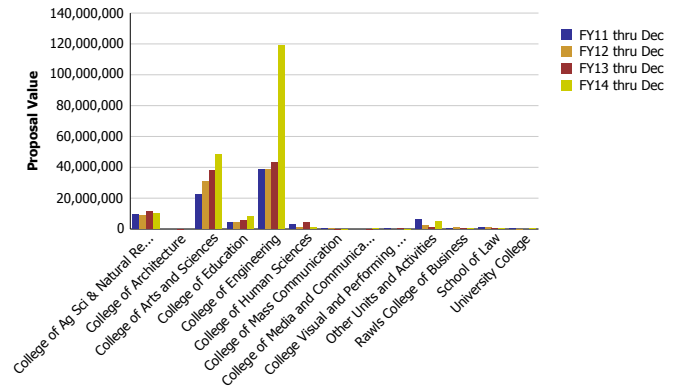


Research Metrics through December FY14 (by Faculty Home Department)

Number of Proposals submitted by Faculty Home Department



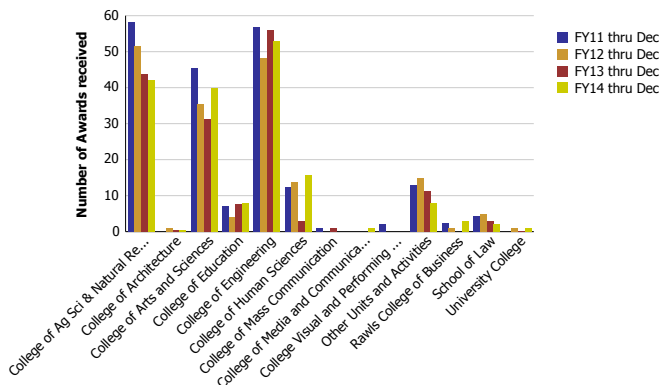
Proposal Value by Faculty Home Department



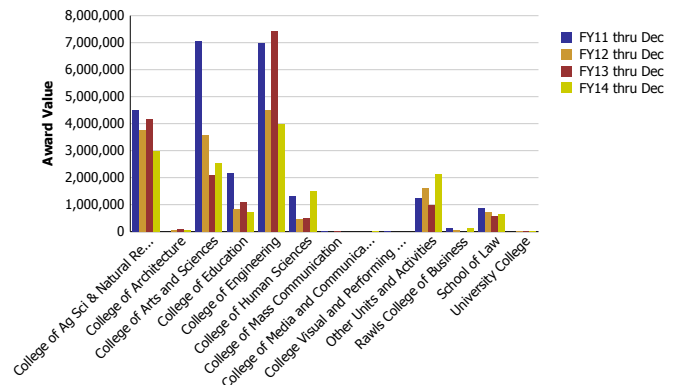
Number of Proposals submitted	FY11 thru Dec	FY12 thru Dec	FY13 thru Dec	FY14 thru Dec
College of Ag Sci & Natural Resources	59.23	60.37	61.59	57.86
College of Architecture			1.00	
College of Arts and Sciences	99.28	114.85	97.75	112.54
College of Education	8.33	10.90	12.30	17.12
College of Engineering	111.57	95.93	107.81	107.84
College of Human Sciences	13.97	17.60	17.15	13.98
College of Mass Communication	2.65	1.10	1.33	0.50
College of Media and Communication			0.67	3.50
College Visual and Performing Arts	3.00		4.00	1.00
Other Units and Activities	20.59	12.45	4.00	7.46
Rawls College of Business	0.63	0.30	0.40	2.20
School of Law	3.25	5.00	1.00	2.00
University College	1.50	1.50		2.00
Total	324	320	309	328

Proposal Value	FY11 thru Dec	FY12 thru Dec	FY13 thru Dec	FY14 thru Dec
College of Ag Sci & Natural Resources	9,714,586	8,603,962	11,509,934	10,133,842
College of Architecture			13,694	
College of Arts and Sciences	22,353,915	30,936,009	38,039,653	48,044,156
College of Education	4,374,050	4,122,035	5,779,098	7,860,431
College of Engineering	38,524,555	38,613,923	43,291,713	119,108,624
College of Human Sciences	3,168,219	1,140,582	4,096,587	1,097,498
College of Mass Communication	169,935	351,000	28,250	2,006
College of Media and Communication			16,750	82,116
College Visual and Performing Arts	105,500		80,000	6,000
Other Units and Activities	6,250,917	2,024,915	762,096	5,136,942
Rawls College of Business	104,778	1,050,000	317,482	171,501
School of Law	745,251	1,001,163	472,000	631,433
University College	230,309	13,875		49,998
Total	85,742,015	87,857,466	104,407,258	192,324,547

Number of Awards received by Faculty Home Department



Award Value by Faculty Home Department



Number of Awards received	FY11 thru Dec	FY12 thru Dec	FY13 thru Dec	FY14 thru Dec
College of Ag Sci & Natural Resources	58.14	51.54	43.85	42.21
College of Architecture		1.00	0.50	0.50
College of Arts and Sciences	45.31	35.56	31.37	39.81
College of Education	7.09	3.90	7.73	8.03
College of Engineering	56.78	48.20	55.97	52.88
College of Human Sciences	12.27	13.80	3.00	15.70
College of Mass Communication	1.00		1.00	
College of Media and Communication				1.00
College Visual and Performing Arts	2.00			
Other Units and Activities	12.86	15.00	11.33	7.92
Rawls College of Business	2.30	1.00		2.85
School of Law	4.25	5.00	3.00	2.00
University College		1.00	0.25	1.10
Total	202	176	158	174

Award Value	FY11 thru Dec	FY12 thru Dec	FY13 thru Dec	FY14 thru Dec
College of Ag Sci & Natural Resources	4,492,467	3,748,023	4,168,890	2,968,770
College of Architecture		69,068	75,928	57,354
College of Arts and Sciences	7,043,152	3,573,095	2,100,660	2,538,927
College of Education	2,179,530	824,569	1,077,000	717,204
College of Engineering	6,987,020	4,489,732	7,443,926	3,985,183
College of Human Sciences	1,304,517	470,457	502,959	1,492,798
College of Mass Communication	20,144		20,000	
College of Media and Communication				12,500
College Visual and Performing Arts	30,500			
Other Units and Activities	1,238,934	1,629,448	978,748	2,125,246
Rawls College of Business	142,901	42,276		136,237
School of Law	873,398	720,996	562,920	631,433
University College		1,800	35,789	25,090
Total	24,312,563	15,569,464	16,966,820	14,690,742