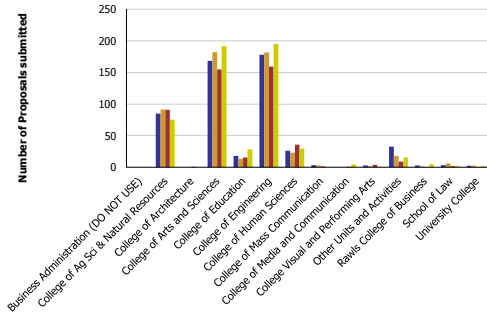
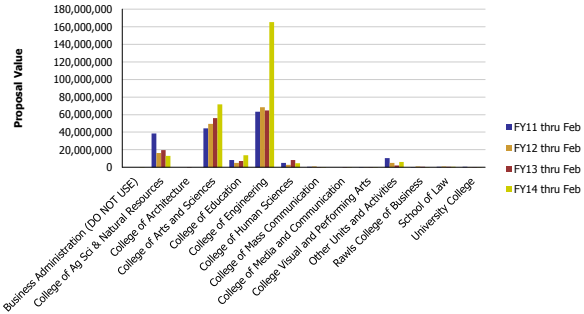


Research Metrics through February FY14 (by Faculty Home Department)

Number of Proposals submitted by Faculty Home Department

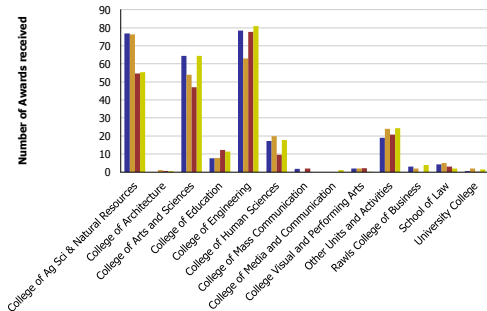


Proposal Value by Faculty Home Department

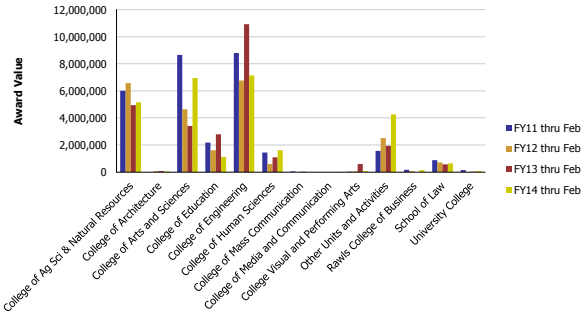


Number of Proposals submitted	FY11 thru Feb	FY12 thru Feb	FY13 thru Feb	FY14 thru Feb	Proposal Value	FY11 thru Feb	FY12 thru Feb	FY13 thru Feb	FY14 thru Feb
Business Administration (DO NOT USE)				0.08	Business Administration (DO NOT USE)				48,000
College of Ag Sci & Natural Resources	84.98	91.52	90.83	75.37	College of Ag Sci & Natural Resources	38,410,552	16,405,203	19,728,095	12,832,955
College of Architecture			1.00		College of Architecture				13,694
College of Arts and Sciences	168.11	182.03	154.73	191.83	College of Arts and Sciences	44,500,908	49,365,748	55,889,093	71,743,935
College of Education	18.14	13.55	15.53	28.11	College of Education	8,324,378	4,963,022	7,179,187	13,581,856
College of Engineering	177.83	181.27	159.33	195.39	College of Engineering	63,206,530	68,286,711	64,807,767	165,133,145
College of Human Sciences	26.32	23.33	35.82	29.83	College of Human Sciences	5,135,460	2,732,932	8,198,044	4,653,983
College of Mass Communication	3.60	2.65	1.33	0.50	College of Mass Communication	638,641	979,131	28,250	2,006
College of Media and Communication			0.67	4.50	College of Media and Communication			16,750	367,144
College Visual and Performing Arts	3.00	2.00	4.00	1.00	College Visual and Performing Arts	105,500	40,000	80,000	6,000
Other Units and Activities	32.58	17.85	8.81	15.59	Other Units and Activities	10,539,624	5,027,946	2,193,573	6,251,779
Rawls College of Business	3.03	1.30	0.52	4.70	Rawls College of Business	285,169	1,074,776	677,454	288,862
School of Law	3.25	6.00	2.00	2.00	School of Law	745,251	1,052,284	572,000	631,433
University College	2.16	2.50	0.43	2.10	University College	546,590	15,455	75,867	74,532
Total	523	524	475	551	Total	172,438,604	149,943,208	159,459,773	275,615,630

Number of Awards received by Faculty Home Department



Award Value by Faculty Home Department



Number of Awards received	FY11 thru Feb	FY12 thru Feb	FY13 thru Feb	FY14 thru Feb	Award Value	FY11 thru Feb	FY12 thru Feb	FY13 thru Feb	FY14 thru Feb
College of Ag Sci & Natural Resources	76.89	76.34	54.71	55.33	College of Ag Sci & Natural Resources	6,016,994	6,565,224	4,947,182	5,152,674
College of Architecture		1.00	0.50	0.50	College of Architecture		69,068	75,929	57,354
College of Arts and Sciences	64.31	54.01	47.04	64.32	College of Arts and Sciences	8,661,708	4,641,935	3,406,625	6,942,687
College of Education	7.59	7.90	12.25	11.45	College of Education	2,181,780	1,606,330	2,790,721	1,108,197
College of Engineering	78.46	62.95	77.71	80.92	College of Engineering	8,794,625	6,769,709	10,926,998	7,143,063
College of Human Sciences	17.27	19.80	9.52	17.82	College of Human Sciences	1,440,026	592,473	1,099,123	1,610,092
College of Mass Communication	1.75		2.00		College of Mass Communication	55,769		32,500	
College of Media and Communication				1.00	College of Media and Communication				12,500
College Visual and Performing Arts	2.00	2.00	2.17	0.17	College Visual and Performing Arts	30,500	40,000	594,844	79,466
Other Units and Activities	19.02	24.00	20.85	24.29	Other Units and Activities	1,559,616	2,501,866	1,940,729	4,253,961
Rawls College of Business	2.96	2.00		3.85	Rawls College of Business	169,799	67,052		143,507
School of Law	4.25	5.00	3.00	2.00	School of Law	873,398	720,996	562,920	631,433
University College	0.50	2.00	0.25	1.35	University College	135,000	3,380	35,789	61,009
Total	275	257	230	263	Total	29,919,215	23,578,033	26,413,358	27,195,944