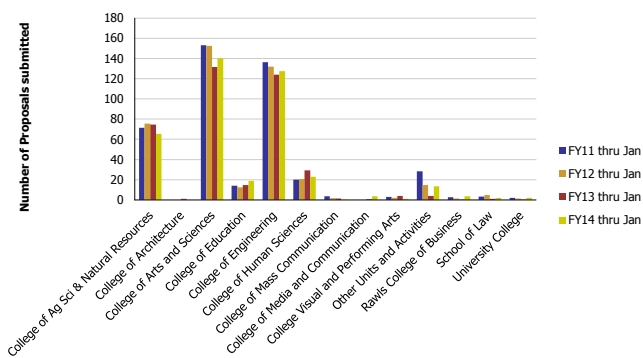
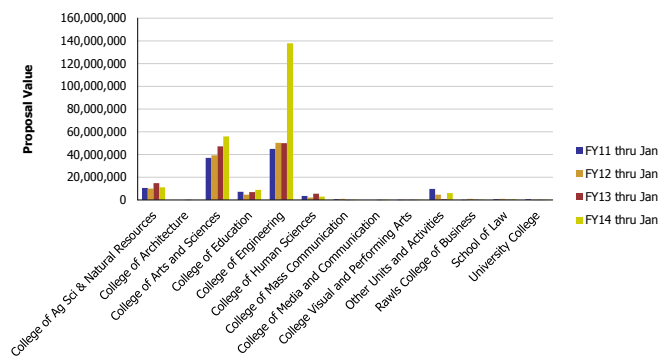


Research Metrics through January FY14 (by Faculty Home Department)

Number of Proposals submitted by Faculty Home Department

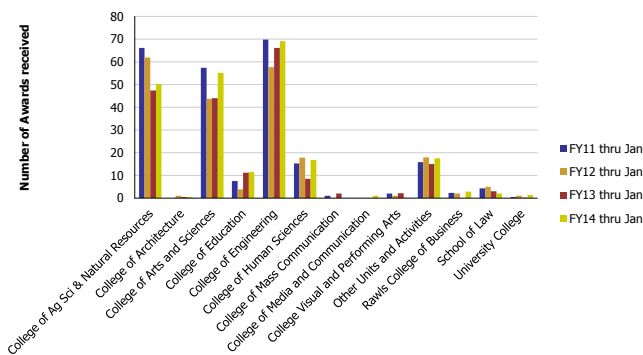


Proposal Value by Faculty Home Department

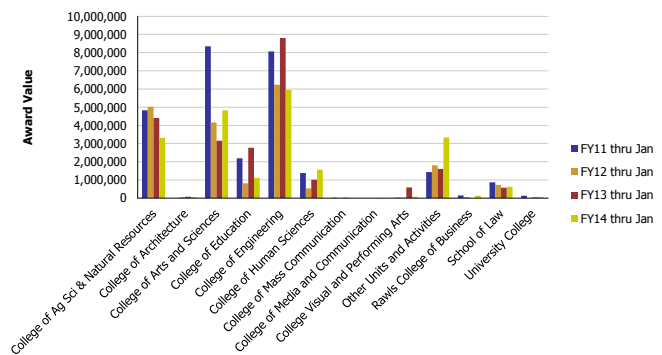


Number of Proposals submitted	FY11 thru Jan	FY12 thru Jan	FY13 thru Jan	FY14 thru Jan	Proposal Value	FY11 thru Jan	FY12 thru Jan	FY13 thru Jan	FY14 thru Jan
College of Ag Sci & Natural Resources	71.48	75.52	74.61	65.32	College of Ag Sci & Natural Resources	10,491,773	10,075,889	14,628,055	11,023,024
College of Architecture			1.00		College of Architecture			13,694	
College of Arts and Sciences	153.13	152.60	131.63	140.00	College of Arts and Sciences	37,075,345	39,159,915	47,143,760	55,872,562
College of Education	14.18	12.40	14.80	18.92	College of Education	7,003,827	4,547,035	6,846,765	8,710,495
College of Engineering	136.27	131.78	123.98	127.59	College of Engineering	44,829,382	50,290,801	49,802,544	137,652,846
College of Human Sciences	19.97	20.60	29.15	22.98	College of Human Sciences	3,424,697	2,131,224	5,572,061	2,794,734
College of Mass Communication	3.60	1.65	1.33	0.50	College of Mass Communication	638,641	964,431	28,250	2,006
College of Media and Communication			0.67	3.50	College of Media and Communication			16,750	82,116
College Visual and Performing Arts	3.00	2.00	4.00	1.00	College Visual and Performing Arts	105,500	40,000	80,000	6,000
Other Units and Activities	28.33	14.65	4.00	13.49	Other Units and Activities	9,680,126	4,663,802	762,097	6,021,976
Rawls College of Business	2.63	1.30	0.40	3.70	Rawls College of Business	137,277	1,074,776	317,482	281,512
School of Law	3.25	5.00	1.00	2.00	School of Law	745,251	1,001,163	472,000	631,433
University College	2.16	1.50	0.43	2.00	University College	546,590	13,875	75,867	49,998
Total	438	419	387	401	Total	114,678,409	113,962,911	125,759,325	223,128,701

Number of Awards received by Faculty Home Department



Award Value by Faculty Home Department



Number of Awards received	FY11 thru Jan	FY12 thru Jan	FY13 thru Jan	FY14 thru Jan	Award Value	FY11 thru Jan	FY12 thru Jan	FY13 thru Jan	FY14 thru Jan
College of Ag Sci & Natural Resources	66.14	61.84	47.35	50.21	College of Ag Sci & Natural Resources	4,822,399	5,027,571	4,401,825	3,308,395
College of Architecture		1.00	0.50	0.50	College of Architecture		69,068	75,929	57,354
College of Arts and Sciences	57.31	43.76	44.04	55.07	College of Arts and Sciences	8,340,532	4,159,154	3,161,625	4,821,302
College of Education	7.59	3.90	11.15	11.45	College of Education	2,181,780	824,569	2,773,050	1,108,197
College of Engineering	69.78	57.70	66.07	69.04	College of Engineering	8,058,741	6,228,222	8,799,804	5,955,251
College of Human Sciences	15.27	17.80	8.52	16.82	College of Human Sciences	1,382,531	528,885	1,010,107	1,550,092
College of Mass Communication	1.00		2.00	1.00	College of Mass Communication	20,144		32,500	
College of Media and Communication				1.00	College of Media and Communication				12,500
College Visual and Performing Arts	2.00	1.00	2.17	0.17	College Visual and Performing Arts	30,500	30,000	594,844	79,466
Other Units and Activities	15.86	18.00	14.95	17.54	Other Units and Activities	1,439,530	1,795,929	1,613,979	3,333,121
Rawls College of Business	2.30	2.00		2.85	Rawls College of Business	142,901	67,052		136,237
School of Law	4.25	5.00	3.00	2.00	School of Law	873,398	720,996	562,920	631,433
University College	0.50	1.00	0.25	1.35	University College	135,000	1,800	35,789	61,009
Total	242	213	200	228	Total	27,427,456	19,453,247	23,062,371	21,054,358