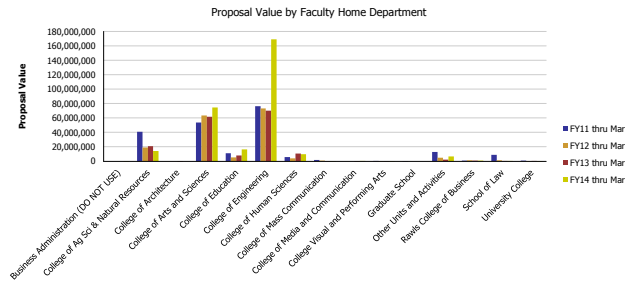
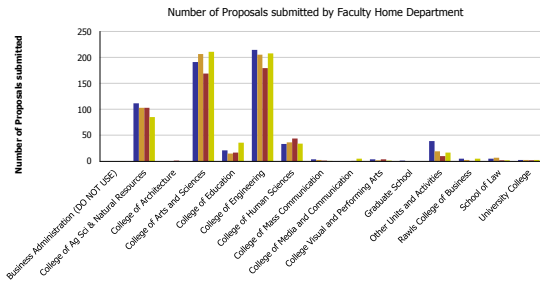
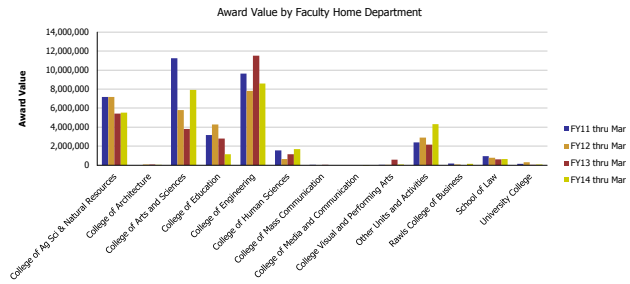
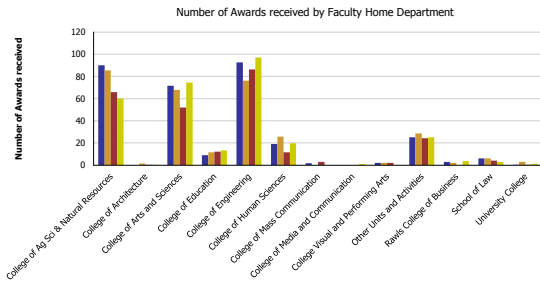


Research Metrics through March FY14 (by Faculty Home Department)



Number of Proposals submitted	FY11 thru Mar	FY12 thru Mar	FY13 thru Mar	FY14 thru Mar	Proposal Value	FY11 thru Mar	FY12 thru Mar	FY13 thru Mar	FY14 thru Mar
Business Administration (DO NOT USE)					0.09	Business Administration (DO NOT USE)			48,000
College of Ag Sci & Natural Resources	111.43	103.27	102.83	1.00	84.88	College of Ag Sci & Natural Resources	40,708,813	19,070,380	20,866,016
College of Architecture						College of Architecture			13,694
College of Arts and Sciences	191.09	206.42	169.03	210.84	53,662,486	College of Arts and Sciences	53,662,486	63,596,926	61,863,583
College of Education	20.81	14.55	16.38	35.61	11,138,373	College of Education	11,138,373	5,229,039	8,134,595
College of Engineering	214.51	205.55	179.33	208.10	76,605,177	College of Engineering	76,605,177	73,282,568	70,143,407
College of Human Sciences	33.12	36.58	43.52	34.22	5,612,057	College of Human Sciences	5,612,057	3,940,916	10,494,614
College of Mass Communication	3.67	2.65	1.33	0.60	1,593,223	College of Mass Communication	1,593,223	979,131	28,250
College of Media and Communication			0.67	4.80	423,020	College of Media and Communication			16,750
College Visual and Performing Arts	4.00	2.00	4.00	1.00	423,020	College Visual and Performing Arts		40,000	80,000
Graduate School	1.00				100,000	Graduate School			
Other Units and Activities	39.10	19.18	9.81	16.59	12,796,894	Other Units and Activities	12,796,894	5,040,207	2,313,573
Rawls College of Business	4.68	2.30	0.52	5.03	789,192	Rawls College of Business	789,192	1,324,776	677,454
School of Law	4.83	7.00	2.00	2.00	8,704,641	School of Law	8,704,641	1,127,284	572,000
University College	2.76	2.50	1.58	2.25	710,425	University College	710,425	15,455	475,527
Total	631	602	532	606	212,844,301	Total	212,844,301	173,646,682	175,679,463



Number of Awards received	FY11 thru Mar	FY12 thru Mar	FY13 thru Mar	FY14 thru Mar	Award Value	FY11 thru Mar	FY12 thru Mar	FY13 thru Mar	FY14 thru Mar
College of Ag Sci & Natural Resources	89.96	85.54	65.71	60.20	7,183,959	College of Ag Sci & Natural Resources	7,183,959	7,173,248	5,435,042
College of Architecture		1.50	0.50	0.50	92,318	College of Architecture		92,318	75,929
College of Arts and Sciences	71.58	67.71	51.99	74.57	11,236,142	College of Arts and Sciences	11,236,142	5,801,306	3,819,318
College of Education	8.99	11.60	12.25	13.45	3,180,598	College of Education	3,180,598	4,267,051	2,790,721
College of Engineering	92.79	76.30	86.26	96.90	9,636,862	College of Engineering	9,636,862	7,827,279	11,524,509
College of Human Sciences	19.20	25.80	11.52	19.82	1,567,631	College of Human Sciences	1,567,631	644,129	1,141,572
College of Mass Communication	1.75		3.00	1.00	55,769	College of Mass Communication	55,769		36,700
College of Media and Communication			2.17	0.17	30,500	College of Media and Communication			12,500
College Visual and Performing Arts	2.00	2.00	2.17	0.17	30,500	College Visual and Performing Arts		40,000	79,466
Other Units and Activities	25.02	28.55	24.25	25.19	2,398,444	Other Units and Activities	2,398,444	2,916,955	4,325,961
Rawls College of Business	2.96	2.00		3.85	169,799	Rawls College of Business	169,799	67,052	143,507
School of Law	6.25	6.00	4.00	3.00	934,298	School of Law	934,298	795,996	600,920
University College	0.50	3.00	0.35	1.35	135,000	University College	135,000	308,005	45,674
Total	321	310	262	300	36,529,002	Total	36,529,002	29,933,339	28,240,512