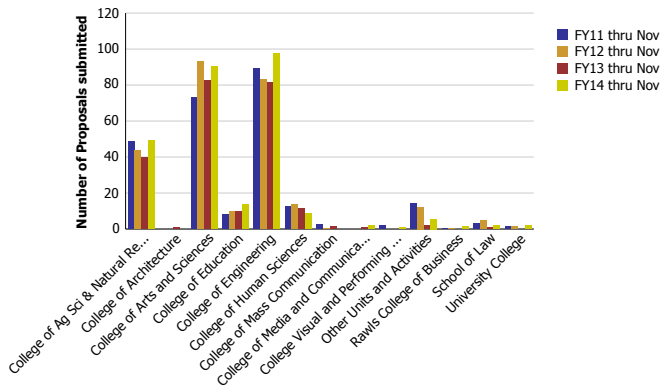
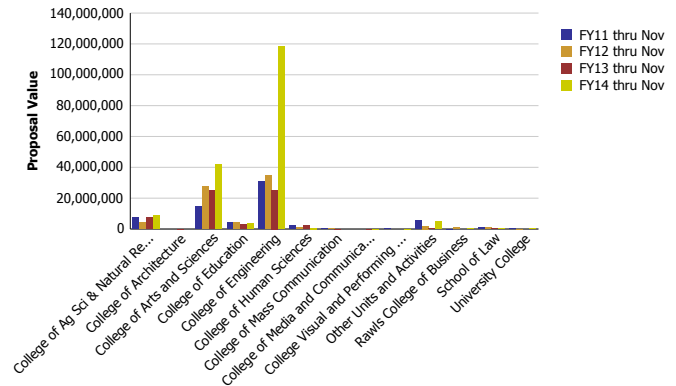


## Research Metrics through November FY14 (by Faculty Home Department)

Number of Proposals submitted by Faculty Home Department



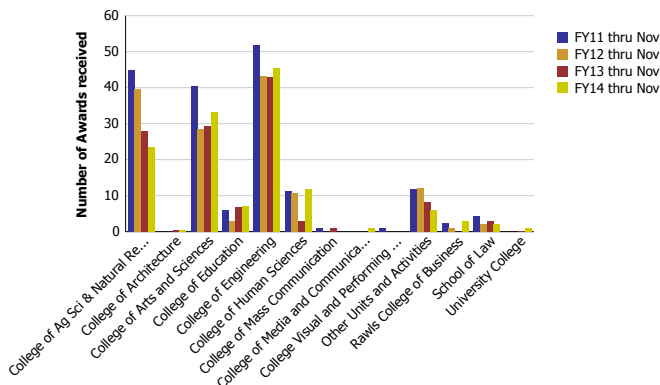
Proposal Value by Faculty Home Department



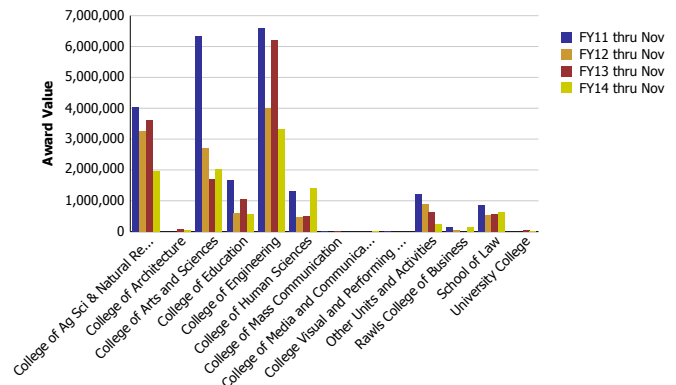
Number of Proposals submitted	FY11 thru Nov	FY12 thru Nov	FY13 thru Nov	FY14 thru Nov
College of Ag Sci & Natural Resources	48.62	43.67	39.89	49.04
College of Architecture			1.00	
College of Arts and Sciences	73.34	92.87	82.69	90.34
College of Education	8.00	9.70	9.93	13.62
College of Engineering	89.46	83.01	81.24	97.74
College of Human Sciences	12.68	13.60	11.15	8.50
College of Mass Communication	2.65	0.10	1.33	
College of Media and Communication			0.67	2.00
College Visual and Performing Arts	2.00			1.00
Other Units and Activities	14.25	12.25	2.10	5.56
Rawls College of Business	0.25	0.30		1.20
School of Law	3.25	5.00	1.00	2.00
University College	1.50	1.50		2.00
<b>Total</b>	<b>256</b>	<b>262</b>	<b>231</b>	<b>273</b>

Proposal Value	FY11 thru Nov	FY12 thru Nov	FY13 thru Nov	FY14 thru Nov
College of Ag Sci & Natural Resources	7,307,868	4,336,254	7,357,995	9,022,036
College of Architecture			13,694	
College of Arts and Sciences	14,888,857	27,329,178	24,994,983	41,794,507
College of Education	4,260,200	4,052,156	3,189,119	3,330,720
College of Engineering	30,948,518	34,510,268	25,315,544	118,179,482
College of Human Sciences	2,291,206	949,096	2,046,528	659,618
College of Mass Communication	169,935	350,000	28,250	
College of Media and Communication			16,750	15,000
College Visual and Performing Arts	105,000			6,000
Other Units and Activities	5,374,542	1,972,535	493,772	4,997,423
Rawls College of Business	2,750	1,050,000		166,701
School of Law	745,251	1,001,163	472,000	631,433
University College	230,309	13,875		49,998
<b>Total</b>	<b>66,324,435</b>	<b>75,564,526</b>	<b>63,928,635</b>	<b>178,852,918</b>

Number of Awards received by Faculty Home Department



Award Value by Faculty Home Department



Number of Awards received	FY11 thru Nov	FY12 thru Nov	FY13 thru Nov	FY14 thru Nov
College of Ag Sci & Natural Resources	44.99	39.54	27.85	23.41
College of Architecture			0.50	0.50
College of Arts and Sciences	40.46	28.56	29.37	33.21
College of Education	6.09	2.90	6.73	7.03
College of Engineering	51.78	43.20	42.97	45.38
College of Human Sciences	11.27	10.80	3.00	11.70
College of Mass Communication	1.00		1.00	
College of Media and Communication				1.00
College Visual and Performing Arts	1.00			
Other Units and Activities	11.86	12.00	8.33	5.92
Rawls College of Business	2.30	1.00		2.85
School of Law	4.25	2.00	3.00	2.00
University College			0.25	1.00
<b>Total</b>	<b>175</b>	<b>140</b>	<b>123</b>	<b>134</b>

Award Value	FY11 thru Nov	FY12 thru Nov	FY13 thru Nov	FY14 thru Nov
College of Ag Sci & Natural Resources	4,048,982	3,268,723	3,598,716	1,952,509
College of Architecture			75,928	57,354
College of Arts and Sciences	6,345,769	2,717,467	1,699,820	2,036,858
College of Education	1,679,530	615,185	1,067,000	567,204
College of Engineering	6,594,365	3,987,838	6,193,018	3,336,630
College of Human Sciences	1,302,592	459,842	502,959	1,423,123
College of Mass Communication	20,144		20,000	
College of Media and Communication				12,500
College Visual and Performing Arts	30,000			
Other Units and Activities	1,228,934	887,443	634,554	255,096
Rawls College of Business	142,901	42,276		136,237
School of Law	873,398	520,000	562,920	631,433
University College			35,789	20,000
<b>Total</b>	<b>22,266,614</b>	<b>12,498,774</b>	<b>14,390,704</b>	<b>10,428,945</b>