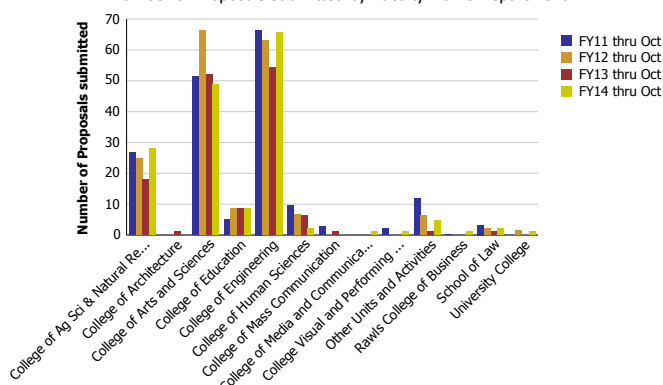
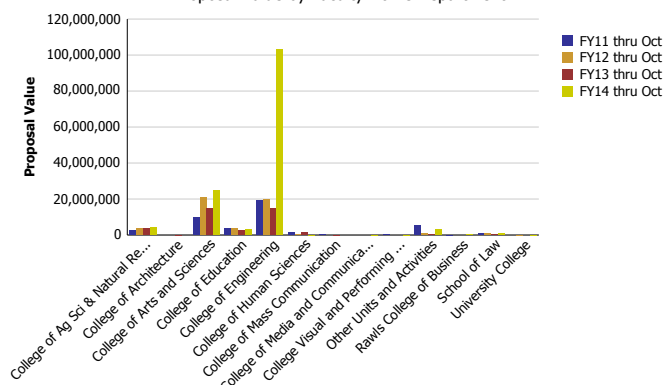


Research Metrics through October FY14 (by Faculty Home Department)

Number of Proposals submitted by Faculty Home Department



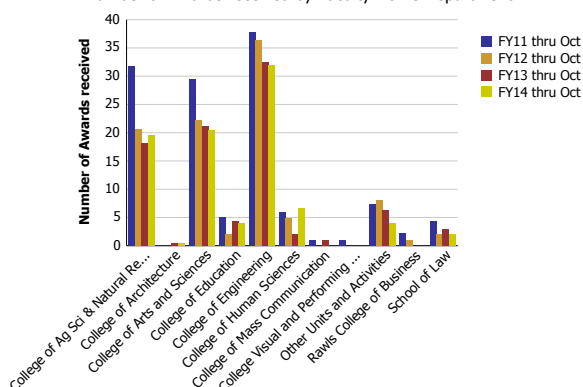
Proposal Value by Faculty Home Department



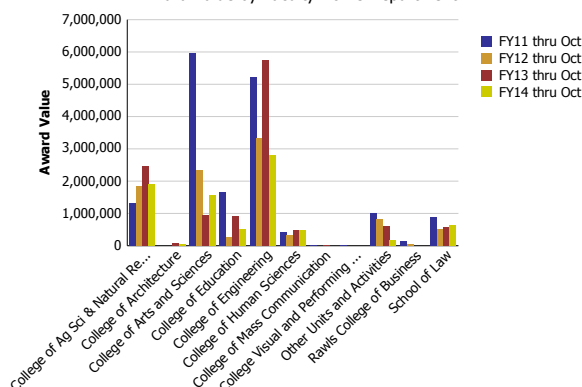
Number of Proposals submitted	FY11 thru Oct	FY12 thru Oct	FY13 thru Oct	FY14 thru Oct
College of Ag Sci & Natural Resources	26.62	24.67	17.89	28.14
College of Architecture			1.00	
College of Arts and Sciences	51.34	66.21	51.89	48.93
College of Education	5.00	8.70	8.53	8.62
College of Engineering	66.46	63.07	54.29	65.55
College of Human Sciences	9.68	6.60	6.20	2.00
College of Mass Communication	2.65		1.00	
College of Media and Communication				1.00
College Visual and Performing Arts	2.00			1.00
Other Units and Activities	11.75	6.25	1.20	4.56
Rawls College of Business	0.25			1.20
School of Law	3.25	2.00	1.00	2.00
University College		1.50		1.00
Total	179	179	143	164

Proposal Value	FY11 thru Oct	FY12 thru Oct	FY13 thru Oct	FY14 thru Oct
College of Ag Sci & Natural Resources	2,778,940	3,450,038	3,403,394	4,076,072
College of Architecture			13,694	
College of Arts and Sciences	9,563,023	20,880,056	14,898,744	24,944,998
College of Education	3,503,618	3,699,839	2,688,606	2,809,684
College of Engineering	18,980,594	19,788,441	14,833,951	103,262,785
College of Human Sciences	1,605,049	464,520	1,506,272	11,200
College of Mass Communication	169,935	20,000		
College of Media and Communication				2,500
College Visual and Performing Arts	105,000			6,000
Other Units and Activities	5,101,197	998,205	181,550	3,307,273
Rawls College of Business	2,750			166,701
School of Law	745,251	600,000	472,000	631,433
University College		13,875		20,000
Total	42,555,356	49,894,973	38,018,211	139,238,646

Number of Awards received by Faculty Home Department



Award Value by Faculty Home Department



Number of Awards received	FY11 thru Oct	FY12 thru Oct	FY13 thru Oct	FY14 thru Oct
College of Ag Sci & Natural Resources	31.80	20.54	18.11	19.50
College of Architecture			0.50	0.50
College of Arts and Sciences	29.46	22.21	21.19	20.38
College of Education	5.09	2.00	4.40	4.03
College of Engineering	37.77	36.45	32.47	31.97
College of Human Sciences	6.00	4.80	2.00	6.70
College of Mass Communication	1.00		1.00	
College Visual and Performing Arts	1.00			
Other Units and Activities	7.33	8.00	6.33	3.92
Rawls College of Business	2.30	1.00		
School of Law	4.25	2.00	3.00	2.00
Total	126	97	89	89

Award Value	FY11 thru Oct	FY12 thru Oct	FY13 thru Oct	FY14 thru Oct
College of Ag Sci & Natural Resources	1,320,909	1,830,577	2,455,086	1,899,821
College of Architecture			75,928	57,354
College of Arts and Sciences	5,966,023	2,331,497	937,374	1,551,679
College of Education	1,667,530	258,447	919,058	517,336
College of Engineering	5,220,204	3,317,528	5,748,416	2,814,646
College of Human Sciences	424,306	311,021	495,000	469,027
College of Mass Communication	20,144	20,000		
College Visual and Performing Arts	30,000			
Other Units and Activities	1,012,419	825,974	595,554	164,094
Rawls College of Business	142,901	42,276		
School of Law	873,398	520,000	562,920	631,433
Total	16,677,834	9,437,319	11,809,337	8,105,390