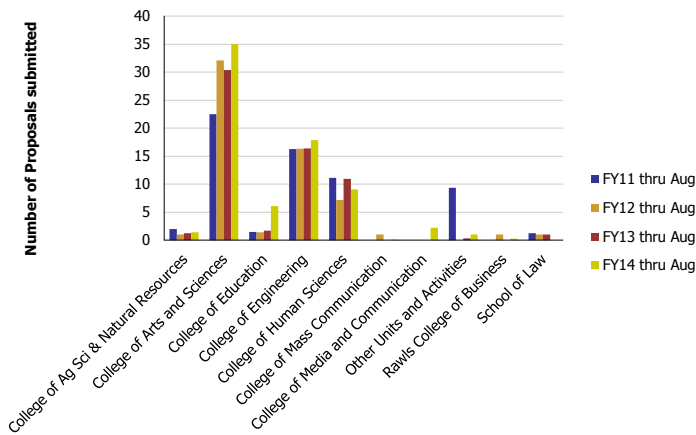
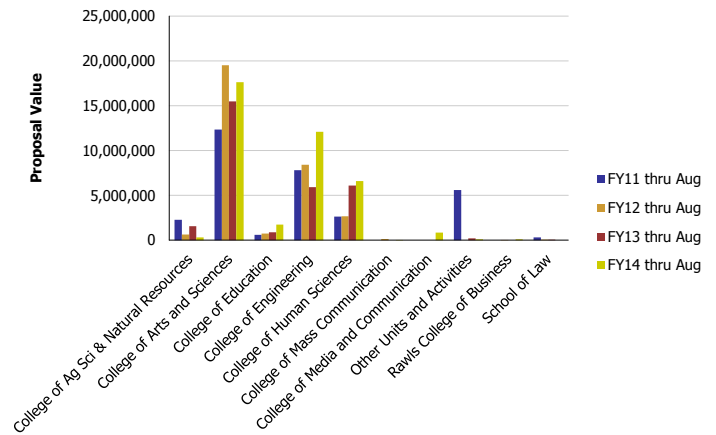


Research Metrics through August FY14 (by Faculty Home Department) (NIH)

Number of Proposals submitted to NIH by Faculty Home Department

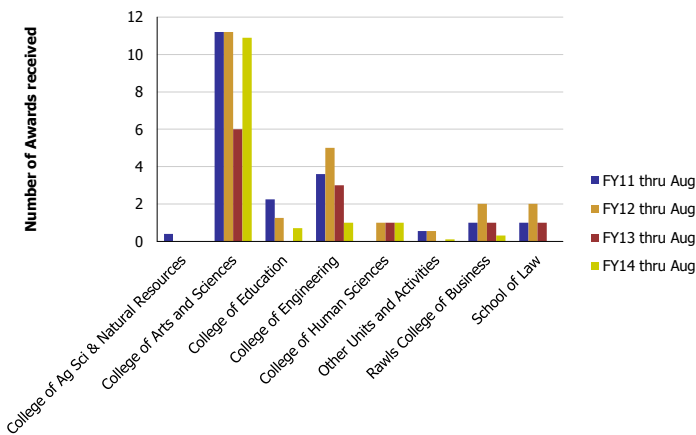


Proposal Value submitted to NIH by Faculty Home Department

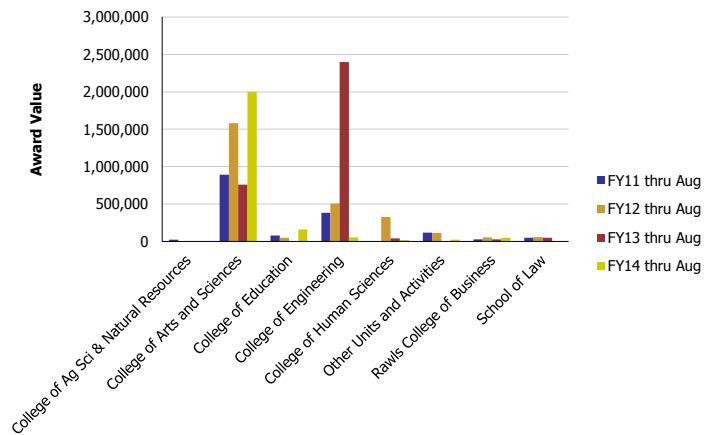


| Number of Proposals submitted | FY11 thru Aug | FY12 thru Aug | FY13 thru Aug | FY14 thru Aug | Proposal Value | FY11 thru Aug | FY12 thru Aug | FY13 thru Aug | FY14 thru Aug |
|---------------------------------------|---------------|---------------|---------------|---------------|---------------------------------------|-------------------|-------------------|-------------------|-------------------|
| College of Ag Sci & Natural Resources | 2.00 | 1.00 | 1.25 | 1.40 | College of Ag Sci & Natural Resources | 2,277,635 | 643,402 | 1,581,567 | 308,029 |
| College of Arts and Sciences | 22.50 | 32.10 | 30.35 | 34.98 | College of Arts and Sciences | 12,342,820 | 19,535,068 | 15,479,134 | 17,617,390 |
| College of Education | 1.50 | 1.40 | 1.70 | 6.10 | College of Education | 593,955 | 739,757 | 878,329 | 1,733,949 |
| College of Engineering | 16.25 | 16.31 | 16.40 | 17.87 | College of Engineering | 7,814,952 | 8,433,216 | 5,928,769 | 12,108,121 |
| College of Human Sciences | 11.15 | 7.19 | 10.95 | 9.05 | College of Human Sciences | 2,617,746 | 2,678,456 | 6,080,692 | 6,612,130 |
| College of Mass Communication | | 1.00 | | 0.10 | College of Mass Communication | | 130,548 | | 38,990 |
| College of Media and Communication | | | | 2.20 | College of Media and Communication | | | | 839,047 |
| Other Units and Activities | 9.35 | | 0.35 | 1.00 | Other Units and Activities | 5,603,589 | | 218,785 | 109,539 |
| Rawls College of Business | | 1.00 | 0.30 | | Rawls College of Business | | 24,776 | | 91,498 |
| School of Law | 1.25 | 1.00 | 1.00 | | School of Law | 299,574 | 51,121 | 48,369 | |
| Total | 64 | 61 | 62 | 73 | Total | 31,550,271 | 32,236,343 | 30,215,646 | 39,458,693 |

Number of Awards received from NIH by Faculty Home Department



Award Value received from NIH by Faculty Home Department



| Number of Awards received | FY11 thru Aug | FY12 thru Aug | FY13 thru Aug | FY14 thru Aug | Award Value | FY11 thru Aug | FY12 thru Aug | FY13 thru Aug | FY14 thru Aug |
|---------------------------------------|---------------|---------------|---------------|---------------|---------------------------------------|------------------|------------------|------------------|------------------|
| College of Ag Sci & Natural Resources | 0.40 | | | | College of Ag Sci & Natural Resources | 20,000 | | | |
| College of Arts and Sciences | 11.20 | 11.20 | 6.00 | 10.90 | College of Arts and Sciences | 890,346 | 1,580,623 | 759,265 | 2,000,915 |
| College of Education | 2.25 | 1.25 | 0.70 | | College of Education | 77,491 | 47,612 | | 159,706 |
| College of Engineering | 3.60 | 5.00 | 3.00 | 1.00 | College of Engineering | 379,483 | 505,174 | 2,397,586 | 50,000 |
| College of Human Sciences | | 1.00 | 1.00 | 1.00 | College of Human Sciences | | 325,788 | 37,564 | 18,878 |
| Other Units and Activities | 0.55 | 0.55 | 0.10 | | Other Units and Activities | 115,523 | 112,601 | | 22,815 |
| Rawls College of Business | 1.00 | 2.00 | 1.00 | 0.30 | Rawls College of Business | 25,025 | 49,552 | 23,909 | 47,485 |
| School of Law | 1.00 | 2.00 | 1.00 | | School of Law | 45,567 | 54,651 | 48,369 | |
| Total | 20 | 23 | 12 | 14 | Total | 1,553,435 | 2,676,001 | 3,266,693 | 2,299,798 |