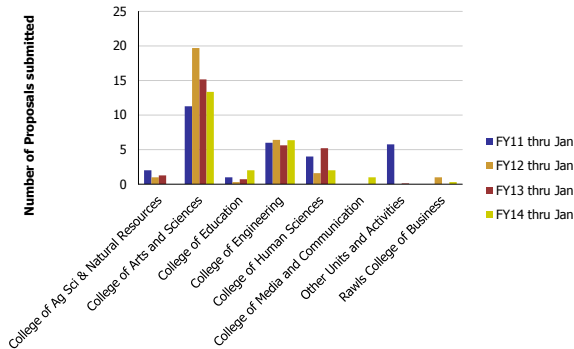
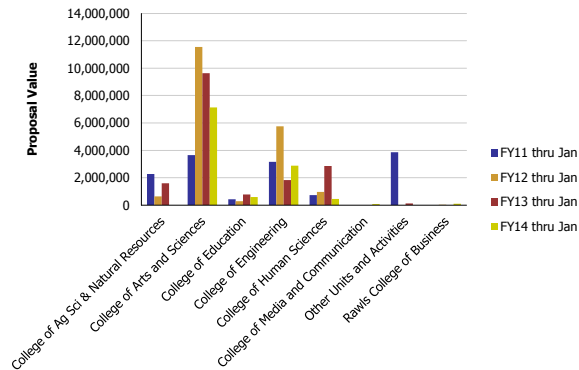


## Research Metrics through January FY14 (by Faculty Home Department) (NIH)

Number of Proposals submitted to NIH by Faculty Home Department

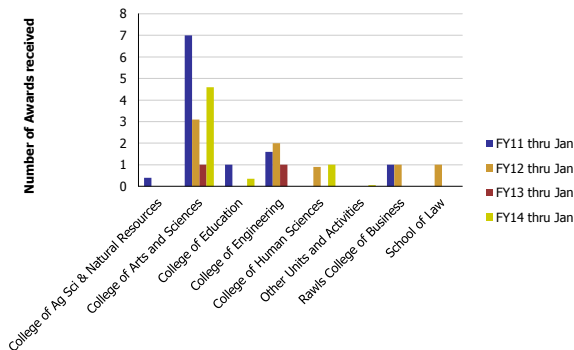


Proposal Value submitted to NIH by Faculty Home Department

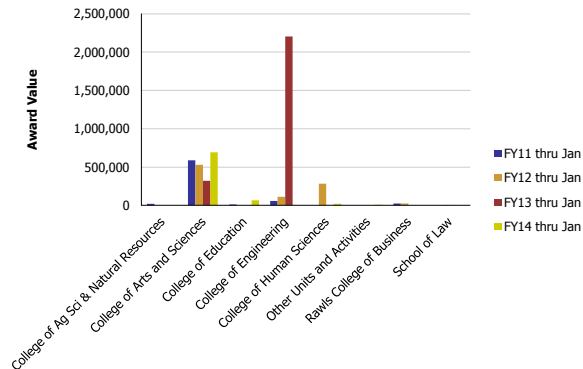


Number of Proposals submitted	FY11 thru Jan	FY12 thru Jan	FY13 thru Jan	FY14 thru Jan	Proposal Value	FY11 thru Jan	FY12 thru Jan	FY13 thru Jan	FY14 thru Jan
College of Ag Sci & Natural Resources	2.00	1.00	1.25		College of Ag Sci & Natural Resources	2,277,635	643,402	1,581,567	
College of Arts and Sciences	11.25	19.70	15.15	13.33	College of Arts and Sciences	3,642,402	11,555,444	9,626,882	7,135,110
College of Education	1.00	0.30	0.70	2.00	College of Education	418,121	291,502	776,925	577,170
College of Engineering	6.00	6.40	5.60	6.37	College of Engineering	3,155,259	5,760,504	1,818,863	2,879,847
College of Human Sciences	4.00	1.60	5.20	2.00	College of Human Sciences	735,677	969,917	2,861,058	458,384
College of Media and Communication				1.00	College of Media and Communication				65,110
Other Units and Activities	5.75		0.10		Other Units and Activities	3,870,488		110,989	
Rawls College of Business		1.00		0.30	Rawls College of Business		24,776		91,498
<b>Total</b>	<b>30</b>	<b>30</b>	<b>28</b>	<b>25</b>	<b>Total</b>	<b>14,099,581</b>	<b>19,245,545</b>	<b>16,776,284</b>	<b>11,207,119</b>

Number of Awards received from NIH by Faculty Home Department



Award Value received from NIH by Faculty Home Department



Number of Awards received	FY11 thru Jan	FY12 thru Jan	FY13 thru Jan	FY14 thru Jan	Award Value	FY11 thru Jan	FY12 thru Jan	FY13 thru Jan	FY14 thru Jan
College of Ag Sci & Natural Resources	0.40				College of Ag Sci & Natural Resources	20,000			
College of Arts and Sciences	7.00	3.10	1.00	4.60	College of Arts and Sciences	589,118	529,848	321,462	691,329
College of Education	1.00			0.35	College of Education	13,000			65,125
College of Engineering	1.60	2.00	1.00		College of Engineering	56,858	110,000	2,205,000	
College of Human Sciences		0.90		1.00	College of Human Sciences		282,566		18,878
Other Units and Activities				0.05	Other Units and Activities				9,304
Rawls College of Business	1.00	1.00			Rawls College of Business	25,025	24,776		
School of Law		1.00			School of Law		4,552		
<b>Total</b>	<b>11</b>	<b>8</b>	<b>2</b>	<b>6</b>	<b>Total</b>	<b>704,001</b>	<b>951,742</b>	<b>2,526,462</b>	<b>784,635</b>