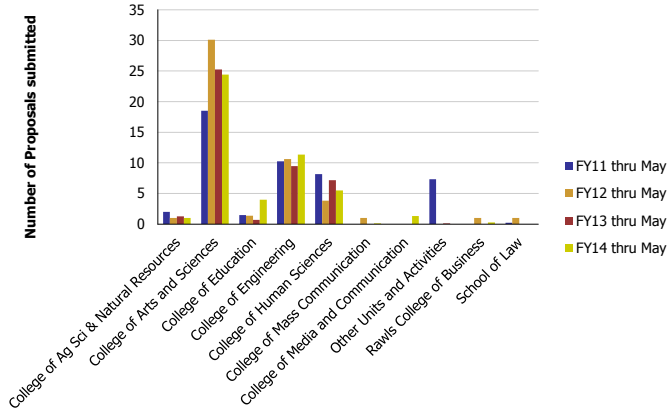
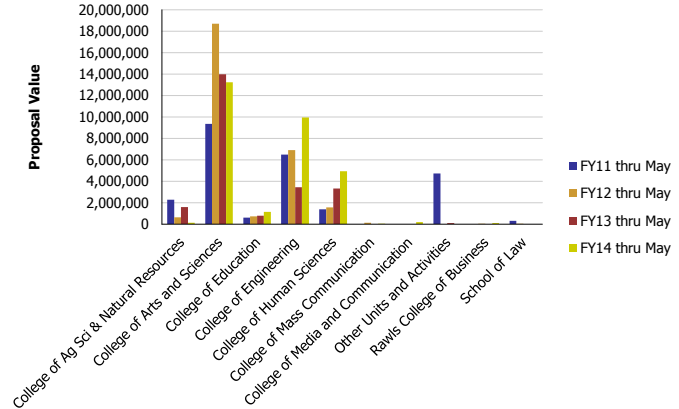


## Research Metrics through May FY14 (by Faculty Home Department) (NIH)

Number of Proposals submitted to NIH by Faculty Home Department

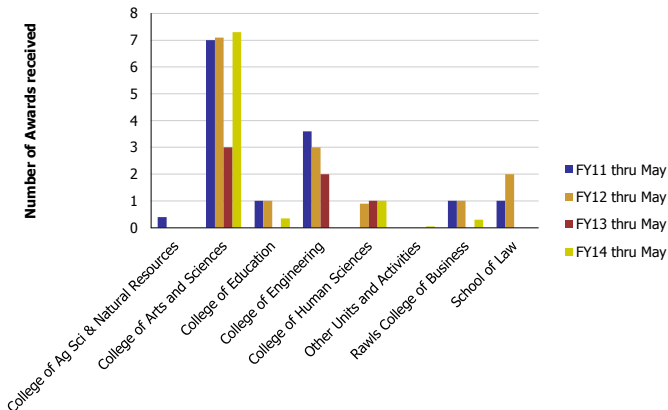


Proposal Value submitted to NIH by Faculty Home Department

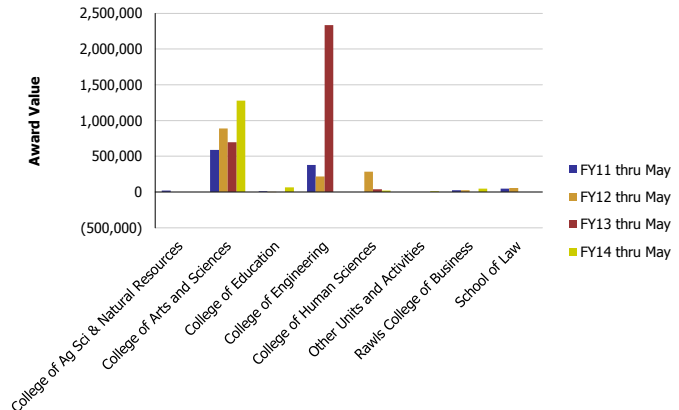


| Number of Proposals submitted         | FY11 thru May | FY12 thru May | FY13 thru May | FY14 thru May | Proposal Value                        | FY11 thru May     | FY12 thru May     | FY13 thru May     | FY14 thru May     |
|---------------------------------------|---------------|---------------|---------------|---------------|---------------------------------------|-------------------|-------------------|-------------------|-------------------|
| College of Ag Sci & Natural Resources | 2.00          | 1.00          | 1.25          | 1.00          | College of Ag Sci & Natural Resources | 2,277,635         | 643,402           | 1,581,567         | 140,564           |
| College of Arts and Sciences          | 18.50         | 30.10         | 25.25         | 24.43         | College of Arts and Sciences          | 9,349,249         | 18,713,659        | 13,971,418        | 13,238,465        |
| College of Education                  | 1.50          | 1.40          | 0.70          | 4.00          | College of Education                  | 593,955           | 739,757           | 776,925           | 1,137,997         |
| College of Engineering                | 10.25         | 10.65         | 9.50          | 11.37         | College of Engineering                | 6,484,639         | 6,914,912         | 3,453,571         | 9,953,421         |
| College of Human Sciences             | 8.15          | 3.85          | 7.20          | 5.50          | College of Human Sciences             | 1,374,483         | 1,549,606         | 3,327,580         | 4,926,355         |
| College of Mass Communication         |               | 1.00          |               | 0.10          | College of Mass Communication         |                   | 130,548           |                   | 38,990            |
| College of Media and Communication    |               |               |               | 1.30          | College of Media and Communication    |                   |                   |                   | 182,081           |
| Other Units and Activities            | 7.35          |               | 0.10          |               | Other Units and Activities            | 4,739,558         |                   | 110,989           |                   |
| Rawls College of Business             |               | 1.00          |               | 0.30          | Rawls College of Business             |                   | 24,776            |                   | 91,498            |
| School of Law                         | 0.25          | 1.00          |               |               | School of Law                         | 295,022           | 51,121            |                   |                   |
| <b>Total</b>                          | <b>48</b>     | <b>50</b>     | <b>44</b>     | <b>48</b>     | <b>Total</b>                          | <b>25,114,541</b> | <b>28,767,780</b> | <b>23,222,051</b> | <b>29,709,371</b> |

Number of Awards received from NIH by Faculty Home Department



Award Value received from NIH by Faculty Home Department



| Number of Awards received             | FY11 thru May | FY12 thru May | FY13 thru May | FY14 thru May | Award Value                           | FY11 thru May    | FY12 thru May    | FY13 thru May    | FY14 thru May    |
|---------------------------------------|---------------|---------------|---------------|---------------|---------------------------------------|------------------|------------------|------------------|------------------|
| College of Ag Sci & Natural Resources | 0.40          |               |               |               | College of Ag Sci & Natural Resources | 20,000           |                  |                  |                  |
| College of Arts and Sciences          | 7.00          | 7.10          | 3.00          | 7.30          | College of Arts and Sciences          | 589,118          | 889,006          | 696,534          | 1,277,524        |
| College of Education                  | 1.00          | 1.00          |               | 0.35          | College of Education                  | 13,000           | (3,570)          |                  | 65,125           |
| College of Engineering                | 3.60          | 3.00          | 2.00          |               | College of Engineering                | 379,483          | 216,077          | 2,337,587        |                  |
| College of Human Sciences             |               | 0.90          | 1.00          | 1.00          | College of Human Sciences             |                  | 282,566          | 37,564           | 18,878           |
| Other Units and Activities            |               |               |               | 0.05          | Other Units and Activities            |                  |                  |                  | 9,304            |
| Rawls College of Business             | 1.00          | 1.00          |               | 0.30          | Rawls College of Business             | 25,025           | 24,776           |                  | 47,485           |
| School of Law                         | 1.00          | 2.00          |               |               | School of Law                         | 45,567           | 54,651           |                  |                  |
| <b>Total</b>                          | <b>14</b>     | <b>15</b>     | <b>6</b>      | <b>9</b>      | <b>Total</b>                          | <b>1,072,193</b> | <b>1,463,506</b> | <b>3,071,685</b> | <b>1,418,315</b> |