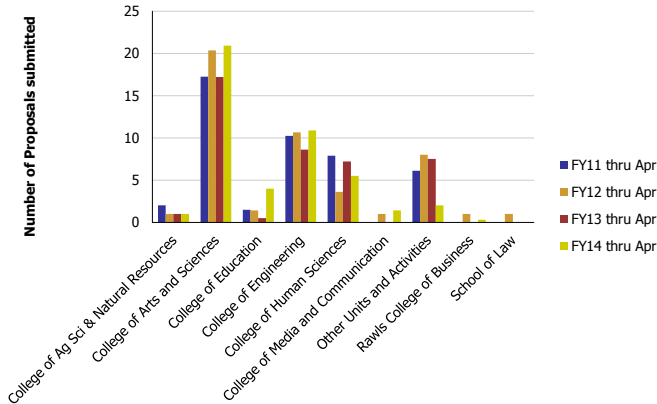
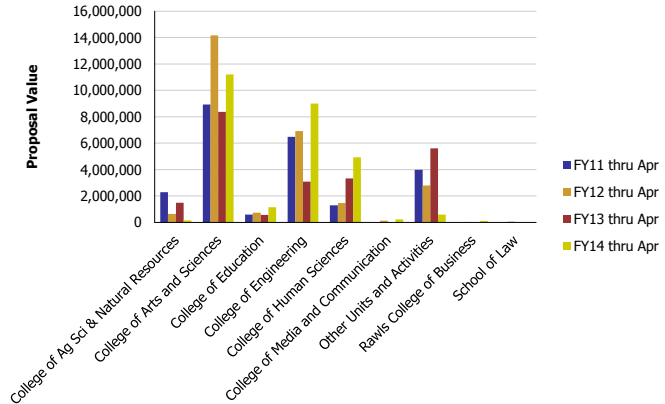


Research Metrics through April FY14 (by Submitting Unit) NIH

Number of Proposals submitted to NIH by Submitting Unit

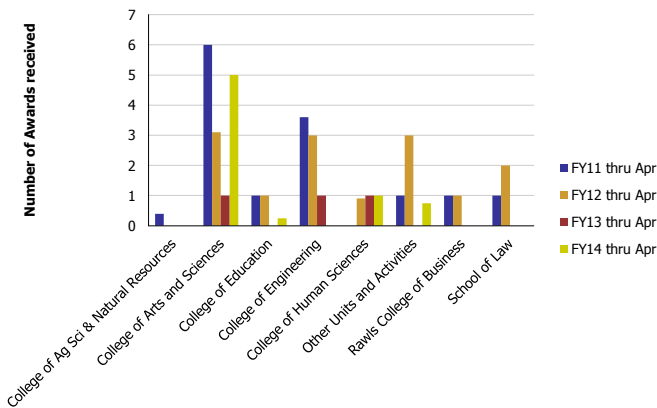


Proposal Value submitted to NIH by Submitting Unit

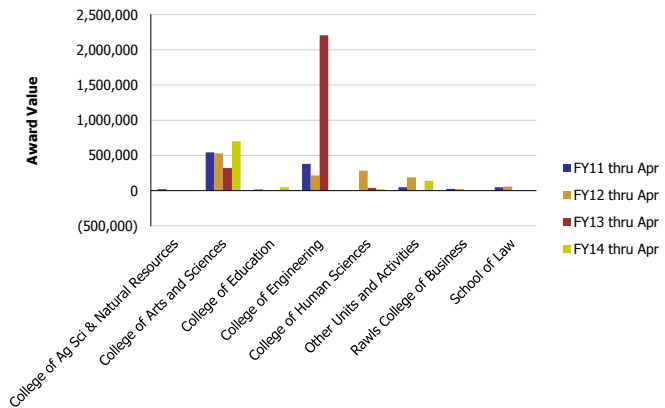


Number of Proposals submitted	FY11 thru Apr	FY12 thru Apr	FY13 thru Apr	FY14 thru Apr	Proposal Value	FY11 thru Apr	FY12 thru Apr	FY13 thru Apr	FY14 thru Apr
College of Ag Sci & Natural Resources	2.00	1.00	1.00	1.00	College of Ag Sci & Natural Resources	2,277,635	643,402	1,474,177	140,564
College of Arts and Sciences	17.25	20.35	17.20	20.93	College of Arts and Sciences	8,930,803	14,169,215	8,370,507	11,209,696
College of Education	1.50	1.40	0.50	4.00	College of Education	593,955	739,757	554,947	1,137,997
College of Engineering	10.25	10.65	8.60	10.87	College of Engineering	6,484,639	6,914,912	3,085,693	9,014,318
College of Human Sciences	7.90	3.60	7.20	5.50	College of Human Sciences	1,286,566	1,454,097	3,327,580	4,926,355
College of Media and Communication		1.00	1.40	1.40	College of Media and Communication		130,548		221,071
Other Units and Activities	6.10	8.00	7.50	2.00	Other Units and Activities	3,972,754	2,786,940	5,615,609	575,479
Rawls College of Business		1.00	0.30	0.30	Rawls College of Business		24,776		91,498
School of Law		1.00			School of Law		51,121		
Total	45	48	42	46	Total	23,546,352	26,914,767	22,428,512	27,316,978

Number of Awards received from NIH by Submitting Unit



Award Value received from NIH by Submitting Unit



Number of Awards received	FY11 thru Apr	FY12 thru Apr	FY13 thru Apr	FY14 thru Apr	Award Value	FY11 thru Apr	FY12 thru Apr	FY13 thru Apr	FY14 thru Apr
College of Ag Sci & Natural Resources	0.40				College of Ag Sci & Natural Resources	20,000			
College of Arts and Sciences	6.00	3.10	1.00	5.00	College of Arts and Sciences	542,203	529,848	321,462	702,417
College of Education	1.00	1.00		0.25	College of Education	13,000	(3,570)		46,518
College of Engineering	3.60	3.00	1.00	1.00	College of Engineering	379,483	216,077	2,205,000	18,878
College of Human Sciences		0.90	1.00	1.00	College of Human Sciences		282,566	37,564	139,553
Other Units and Activities	1.00	3.00		0.75	Other Units and Activities	46,915	185,606		
Rawls College of Business	1.00	1.00			Rawls College of Business	25,025	24,776		
School of Law	1.00	2.00			School of Law	45,567	54,651		
Total	14	14	3	7	Total	1,072,193	1,289,954	2,564,026	907,365