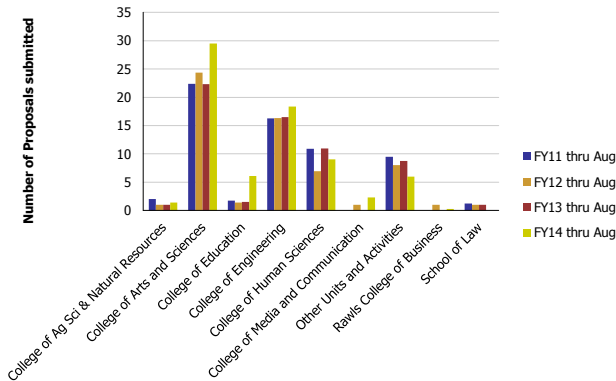
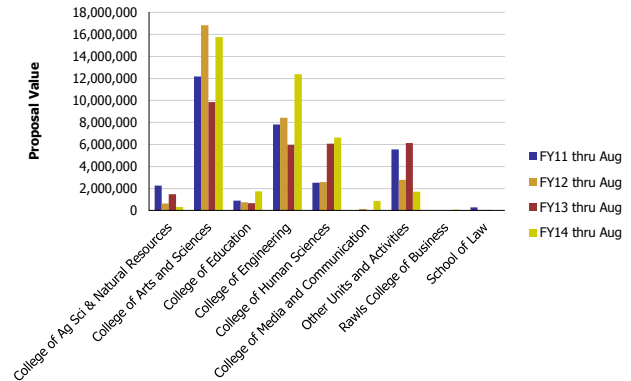


## Research Metrics through August FY14 (by Submitting Unit) NIH

Number of Proposals submitted to NIH by Submitting Unit

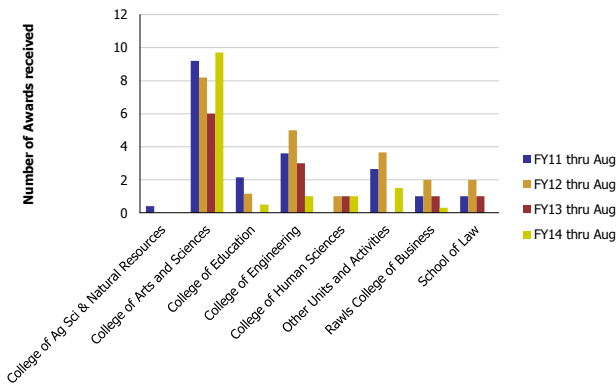


Proposal Value submitted to NIH by Submitting Unit

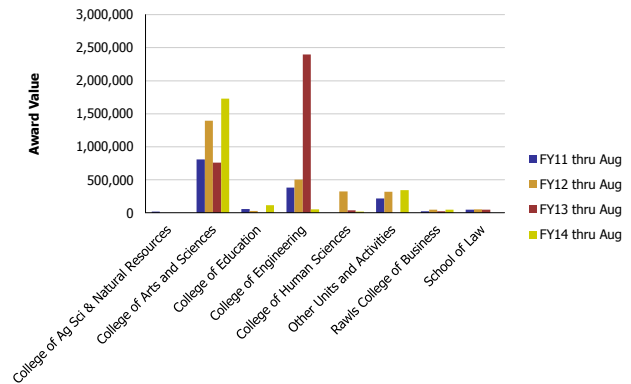


Number of Proposals submitted	FY11 thru Aug	FY12 thru Aug	FY13 thru Aug	FY14 thru Aug	Proposal Value	FY11 thru Aug	FY12 thru Aug	FY13 thru Aug	FY14 thru Aug
College of Ag Sci & Natural Resources	2.00	1.00	1.00	1.40	College of Ag Sci & Natural Resources	2,277,635	643,402	1,474,177	308,029
College of Arts and Sciences	22.37	24.35	22.30	29.48	College of Arts and Sciences	12,189,408	16,843,637	9,858,231	15,750,667
College of Education	1.75	1.40	1.50	6.10	College of Education	888,977	739,757	656,351	1,733,949
College of Engineering	16.25	16.31	16.50	18.37	College of Engineering	7,814,952	8,433,216	5,970,276	12,379,391
College of Human Sciences	10.90	6.94	10.95	9.05	College of Human Sciences	2,529,829	2,582,947	6,080,692	6,612,130
College of Media and Communication		1.00		2.30	College of Media and Communication		130,548		878,037
Other Units and Activities	9.48	8.00	8.75	6.00	Other Units and Activities	5,549,895	2,786,940	6,127,551	1,704,992
Rawls College of Business		1.00		0.30	Rawls College of Business		24,776		91,498
School of Law	1.25	1.00	1.00		School of Law	299,574	51,121	48,369	
<b>Total</b>	<b>64</b>	<b>61</b>	<b>62</b>	<b>73</b>	<b>Total</b>	<b>31,550,271</b>	<b>32,236,343</b>	<b>30,215,646</b>	<b>39,458,693</b>

Number of Awards received from NIH by Submitting Unit



Award Value received from NIH by Submitting Unit



Number of Awards received	FY11 thru Aug	FY12 thru Aug	FY13 thru Aug	FY14 thru Aug	Award Value	FY11 thru Aug	FY12 thru Aug	FY13 thru Aug	FY14 thru Aug
College of Ag Sci & Natural Resources	0.40				College of Ag Sci & Natural Resources	20,000			
College of Arts and Sciences	9.20	8.20	6.00	9.70	College of Arts and Sciences	808,269	1,395,017	759,265	1,727,133
College of Education	2.15	1.15		0.50	College of Education	56,487	27,139		114,076
College of Engineering	3.60	5.00	3.00	1.00	College of Engineering	379,483	505,174	2,397,586	50,000
College of Human Sciences		1.00	1.00	1.00	College of Human Sciences		325,788	37,564	18,878
College of Media and Communication	2.65	3.65		1.50	College of Media and Communication	218,604	318,680		342,227
Other Units and Activities	1.00	2.00	1.00	0.30	Other Units and Activities	25,025	49,552	23,909	47,485
Rawls College of Business		2.00			Rawls College of Business		45,567		
School of Law	1.00	2.00	1.00		School of Law	45,567	54,651	48,369	
<b>Total</b>	<b>20</b>	<b>23</b>	<b>12</b>	<b>14</b>	<b>Total</b>	<b>1,553,435</b>	<b>2,676,001</b>	<b>3,266,693</b>	<b>2,299,798</b>