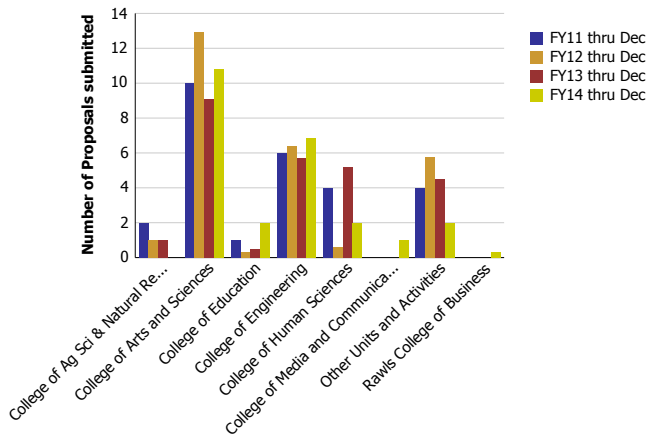
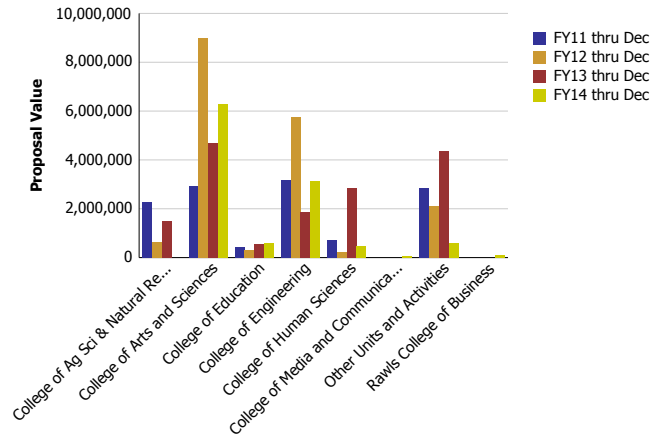


Research Metrics through December FY14 (by Submitting Unit) NIH

Number of Proposals submitted to NIH by Submitting Unit

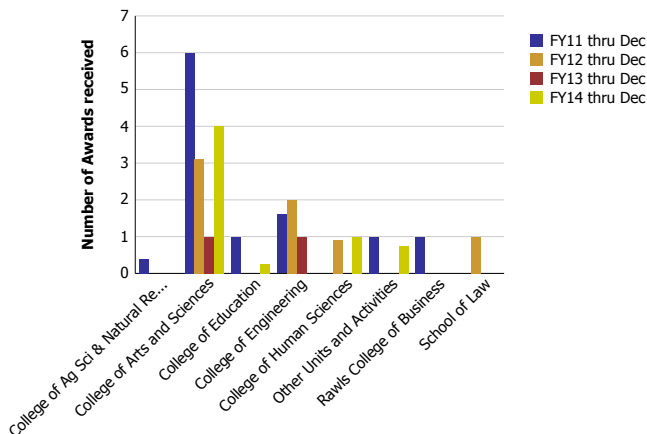


Proposal Value submitted to NIH by Submitting Unit

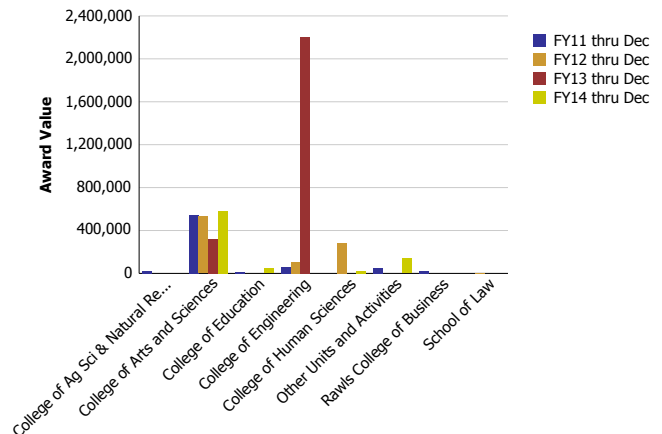


Number of Proposals submitted	FY11 thru Dec	FY12 thru Dec	FY13 thru Dec	FY14 thru Dec	Proposal Value	FY11 thru Dec	FY12 thru Dec	FY13 thru Dec	FY14 thru Dec
College of Ag Sci & Natural Resources	2.00	1.00	1.00		College of Ag Sci & Natural Resources	2,277,635	643,402	1,474,177	
College of Arts and Sciences	10.00	12.95	9.10	10.83	College of Arts and Sciences	2,931,116	8,999,717	4,678,748	6,288,361
College of Education	1.00	0.30	0.50	2.00	College of Education	418,121	291,502	554,946	577,170
College of Engineering	6.00	6.40	5.70	6.87	College of Engineering	3,155,259	5,760,504	1,860,370	3,151,117
College of Human Sciences	4.00	0.60	5.20	2.00	College of Human Sciences	735,677	245,340	2,861,058	458,384
College of Media and Communication				1.00	College of Media and Communication				65,110
Other Units and Activities	4.00	5.75	4.50	2.00	Other Units and Activities	2,837,450	2,126,202	4,371,412	575,479
Rawls College of Business				0.30	Rawls College of Business				91,498
Total	27	27	26	25	Total	12,355,258	18,066,667	15,800,710	11,207,119

Number of Awards received from NIH by Submitting Unit



Award Value received from NIH by Submitting Unit



Number of Awards received	FY11 thru Dec	FY12 thru Dec	FY13 thru Dec	FY14 thru Dec	Award Value	FY11 thru Dec	FY12 thru Dec	FY13 thru Dec	FY14 thru Dec
College of Ag Sci & Natural Resources	0.40				College of Ag Sci & Natural Resources	20,000			
College of Arts and Sciences	6.00	3.10	1.00	4.00	College of Arts and Sciences	542,203	529,848	321,462	579,687
College of Education	1.00			0.25	College of Education	13,000			46,518
College of Engineering	1.60	2.00	1.00		College of Engineering	56,858	110,000	2,205,000	
College of Human Sciences		0.90		1.00	College of Human Sciences		282,566		18,878
Other Units and Activities	1.00			0.75	Other Units and Activities	46,915			139,552
Rawls College of Business	1.00				Rawls College of Business	25,025			
School of Law		1.00			School of Law		4,552		
Total	11	7	2	6	Total	704,001	926,966	2,526,462	784,635