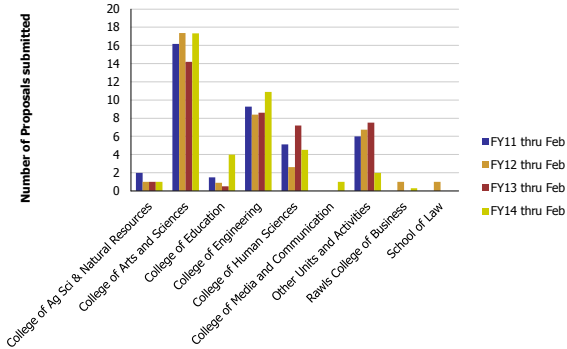
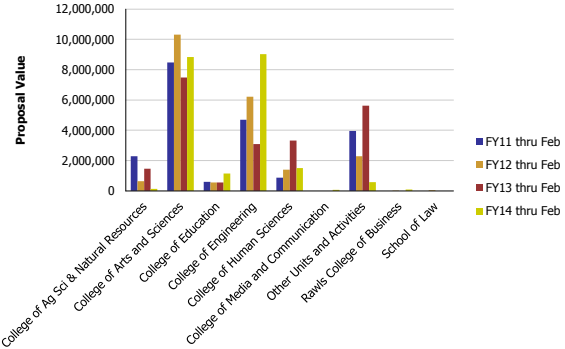


Research Metrics through February FY14 (by Submitting Unit) NIH

Number of Proposals submitted to NIH by Submitting Unit

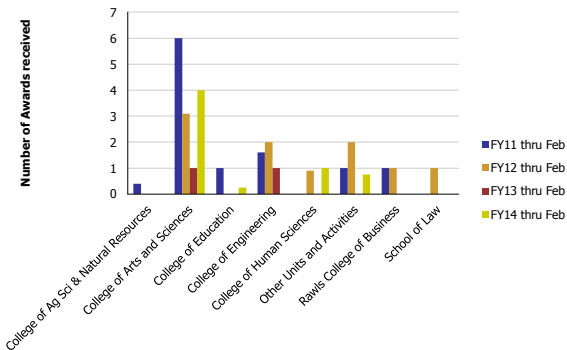


Proposal Value submitted to NIH by Submitting Unit

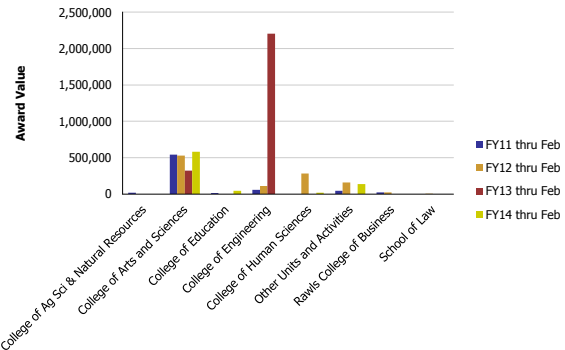


Number of Proposals submitted	FY11 thru Feb	FY12 thru Feb	FY13 thru Feb	FY14 thru Feb	Proposal Value	FY11 thru Feb	FY12 thru Feb	FY13 thru Feb	FY14 thru Feb
College of Ag Sci & Natural Resources	2.00	1.00	1.00	1.00	College of Ag Sci & Natural Resources	2,277,635	643,402	1,474,177	140,564
College of Arts and Sciences	16.15	17.35	14.20	17.33	College of Arts and Sciences	8,469,501	10,309,517	7,481,805	8,838,673
College of Education	1.50	0.90	0.50	4.00	College of Education	593,955	548,738	554,947	1,137,997
College of Engineering	9.25	8.40	8.60	10.87	College of Engineering	4,684,639	6,225,074	3,085,693	9,014,318
College of Human Sciences	5.10	2.60	7.20	4.50	College of Human Sciences	878,897	1,401,521	3,327,580	1,507,059
College of Media and Communication				1.00	College of Media and Communication				65,110
Other Units and Activities	6.00	6.75	7.50	2.00	Other Units and Activities	3,958,405	2,291,589	5,615,609	575,479
Rawls College of Business		1.00	0.30		Rawls College of Business		24,776		91,498
School of Law		1.00			School of Law		51,121		
Total	40	39	39	41	Total	20,863,031	21,495,738	21,539,810	21,370,698

Number of Awards received from NIH by Submitting Unit



Award Value received from NIH by Submitting Unit



Number of Awards received	FY11 thru Feb	FY12 thru Feb	FY13 thru Feb	FY14 thru Feb	Award Value	FY11 thru Feb	FY12 thru Feb	FY13 thru Feb	FY14 thru Feb
College of Ag Sci & Natural Resources	0.40				College of Ag Sci & Natural Resources	20,000			
College of Arts and Sciences	6.00	3.10	1.00	4.00	College of Arts and Sciences	542,203	529,848	321,462	579,687
College of Education	1.00			0.25	College of Education	13,000			46,518
College of Engineering	1.60	2.00	1.00		College of Engineering	56,858	110,000	2,205,000	
College of Human Sciences		0.90		1.00	College of Human Sciences		282,566		18,878
Other Units and Activities	1.00	2.00		0.75	Other Units and Activities	46,915	160,554		139,553
Rawls College of Business	1.00	1.00			Rawls College of Business	25,025	24,776		
School of Law		1.00			School of Law		4,552		
Total	11	10	2	6	Total	704,001	1,112,296	2,526,462	784,635