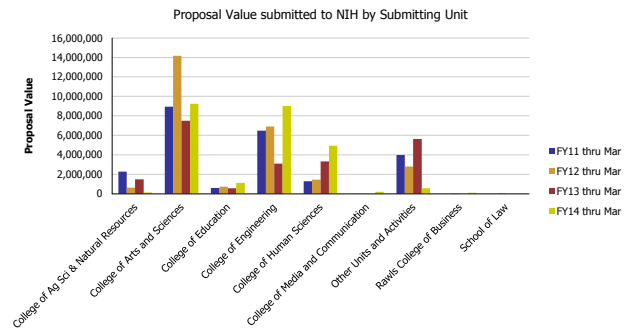
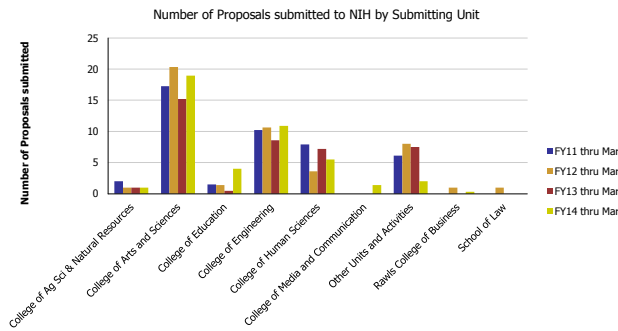
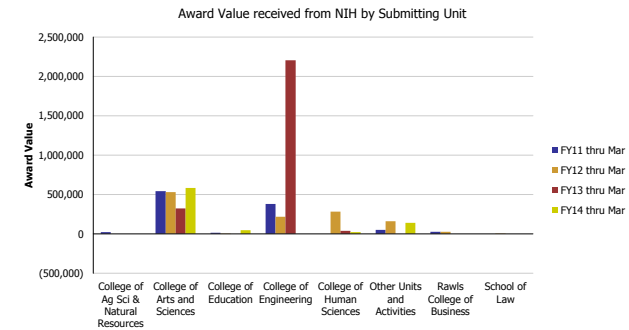
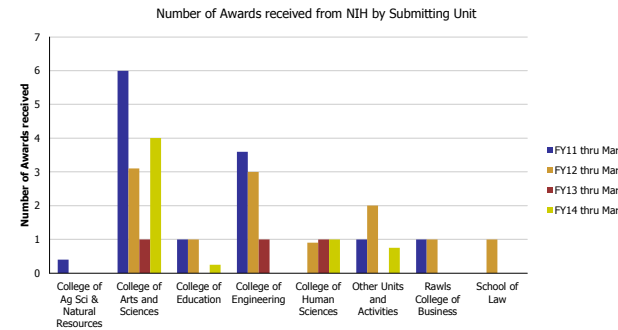


## Research Metrics through March FY14 (by Submitting Unit) NIH



Number of Proposals submitted	FY11 thru Mar	FY12 thru Mar	FY13 thru Mar	FY14 thru Mar	Proposal Value	FY11 thru Mar	FY12 thru Mar	FY13 thru Mar	FY14 thru Mar
College of Ag Sci & Natural Resources	2.00	1.00	1.00	1.00	College of Ag Sci & Natural Resources	2,277,635	643,402	1,474,177	140,564
College of Arts and Sciences	17.25	20.35	15.20	18.93	College of Arts and Sciences	8,930,803	14,169,215	7,506,877	9,226,932
College of Education	1.50	1.40	0.50	4.00	College of Education	593,955	739,757	554,947	1,137,997
College of Engineering	10.25	10.65	8.60	10.87	College of Engineering	6,484,639	6,914,912	3,085,693	9,014,318
College of Human Sciences	7.90	3.60	7.20	5.50	College of Human Sciences	1,286,566	1,454,097	3,327,580	4,926,355
College of Media and Communication				1.40	College of Media and Communication				221,071
Other Units and Activities	6.10	8.00	7.50	2.00	Other Units and Activities	3,972,754	2,786,940	5,615,609	575,479
Rawls College of Business		1.00		0.30	Rawls College of Business		24,776		91,498
School of Law		1.00			School of Law		51,121		
<b>Total</b>	<b>45</b>	<b>47</b>	<b>40</b>	<b>44</b>	<b>Total</b>	<b>23,546,352</b>	<b>26,784,219</b>	<b>21,564,882</b>	<b>25,334,214</b>



Number of Awards received	FY11 thru Mar	FY12 thru Mar	FY13 thru Mar	FY14 thru Mar	Award Value	FY11 thru Mar	FY12 thru Mar	FY13 thru Mar	FY14 thru Mar
College of Ag Sci & Natural Resources	0.40				College of Ag Sci & Natural Resources	20,000			
College of Arts and Sciences	6.00	3.10	1.00	4.00	College of Arts and Sciences	542,203	529,848	321,462	579,687
College of Education	1.00	1.00		0.25	College of Education	13,000	(3,570)		46,518
College of Engineering	3.60	3.00	1.00	1.00	College of Engineering	379,483	216,077	2,205,000	
College of Human Sciences		0.90	1.00	1.00	College of Human Sciences		282,566	37,564	18,878
Other Units and Activities	1.00	2.00		0.75	Other Units and Activities	46,915	160,554		139,553
Rawls College of Business	1.00	1.00			Rawls College of Business	25,025	24,776		
School of Law		1.00			School of Law		4,552		
<b>Total</b>	<b>13</b>	<b>12</b>	<b>3</b>	<b>6</b>	<b>Total</b>	<b>1,026,626</b>	<b>1,214,803</b>	<b>2,564,026</b>	<b>784,635</b>