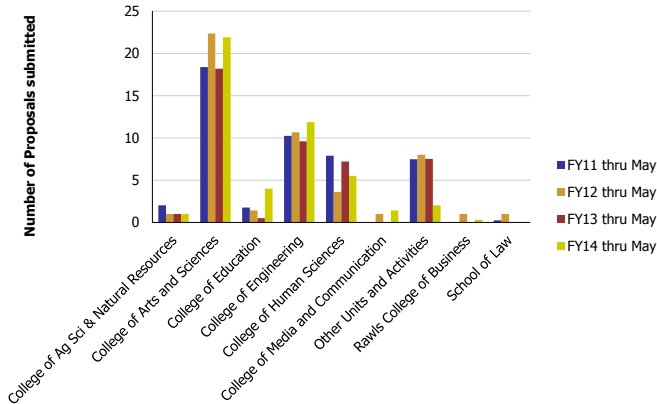
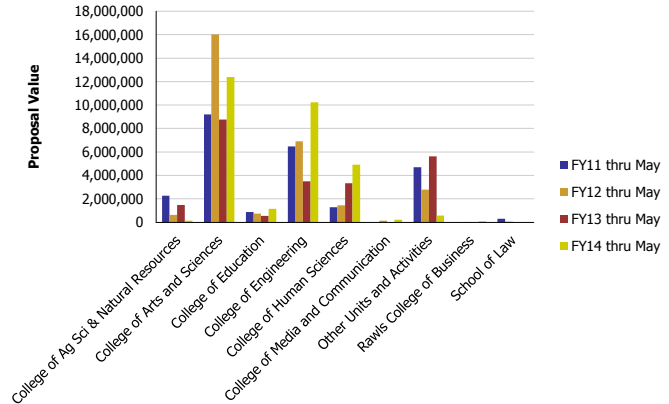


Research Metrics through May FY14 (by Submitting Unit) NIH

Number of Proposals submitted to NIH by Submitting Unit

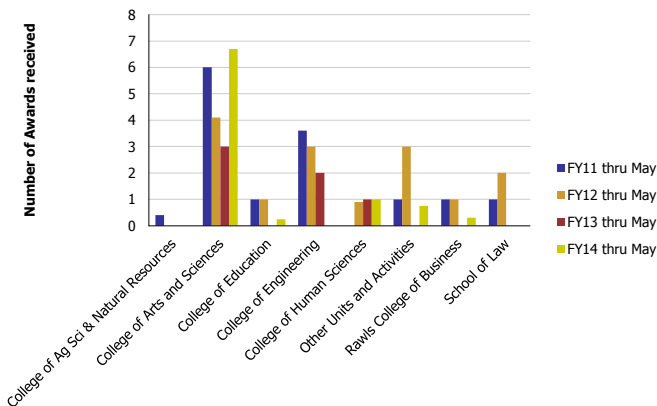


Proposal Value submitted to NIH by Submitting Unit

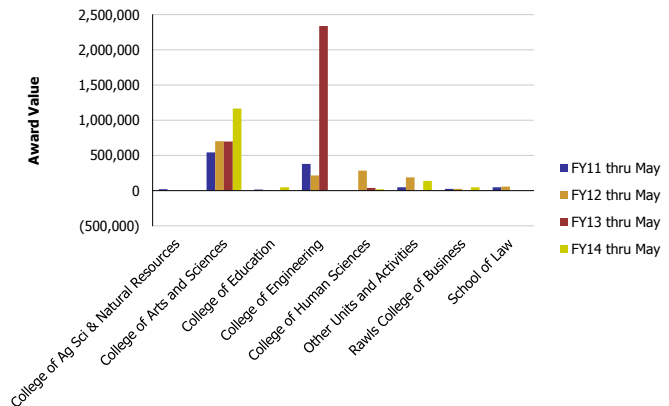


Number of Proposals submitted	FY11 thru May	FY12 thru May	FY13 thru May	FY14 thru May	Proposal Value	FY11 thru May	FY12 thru May	FY13 thru May	FY14 thru May
College of Ag Sci & Natural Resources	2.00	1.00	1.00	1.00	College of Ag Sci & Natural Resources	2,277,635	643,402	1,474,177	140,564
College of Arts and Sciences	18.37	22.35	18.20	21.93	College of Arts and Sciences	9,195,837	16,022,228	8,754,661	12,391,716
College of Education	1.75	1.40	0.50	4.00	College of Education	888,977	739,757	554,947	1,137,997
College of Engineering	10.25	10.65	9.60	11.87	College of Engineering	6,484,639	6,914,912	3,495,078	10,224,691
College of Human Sciences	7.90	3.60	7.20	5.50	College of Human Sciences	1,286,566	1,454,097	3,327,580	4,926,355
College of Media and Communication		1.00		1.40	College of Media and Communication		130,548		221,071
Other Units and Activities	7.48	8.00	7.50	2.00	Other Units and Activities	4,685,864	2,786,940	5,615,609	575,479
Rawls College of Business		1.00		0.30	Rawls College of Business		24,776		91,498
School of Law	0.25	1.00			School of Law	295,022	51,121		
Total	48	50	44	48	Total	25,114,541	28,767,780	23,222,051	29,709,371

Number of Awards received from NIH by Submitting Unit



Award Value received from NIH by Submitting Unit



Number of Awards received	FY11 thru May	FY12 thru May	FY13 thru May	FY14 thru May	Award Value	FY11 thru May	FY12 thru May	FY13 thru May	FY14 thru May
College of Ag Sci & Natural Resources	0.40				College of Ag Sci & Natural Resources	20,000			
College of Arts and Sciences	6.00	4.10	3.00	6.70	College of Arts and Sciences	542,203	703,400	696,534	1,165,882
College of Education	1.00	1.00		0.25	College of Education	13,000	(3,570)		46,518
College of Engineering	3.60	3.00	2.00		College of Engineering	379,483	216,077	2,337,587	
College of Human Sciences		0.90	1.00	1.00	College of Human Sciences		282,566	37,564	18,878
Other Units and Activities	1.00	3.00		0.75	Other Units and Activities	46,915	185,606		139,553
Rawls College of Business	1.00	1.00		0.30	Rawls College of Business	25,025	24,776		47,485
School of Law	1.00	2.00			School of Law	45,567	54,651		
Total	14	15	6	9	Total	1,072,193	1,463,506	3,071,685	1,418,315