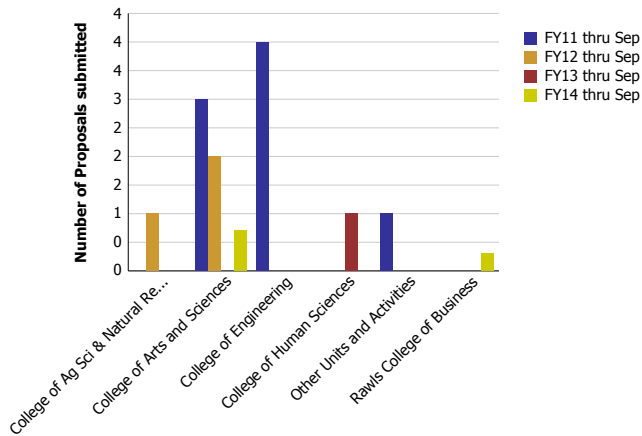
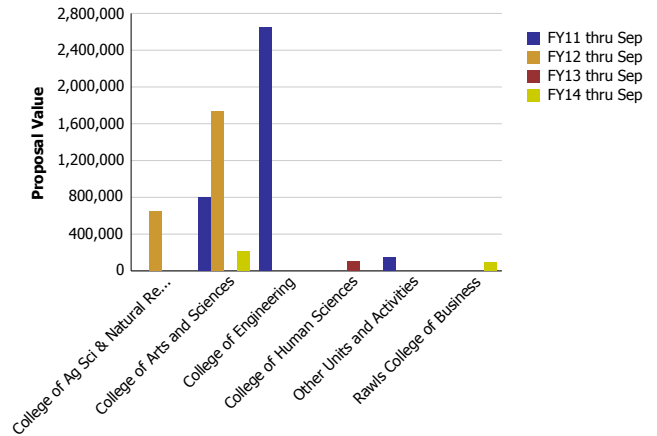


Research Metrics through September FY14 (by Submitting Unit) NIH

Number of Proposals submitted to NIH by Submitting Unit

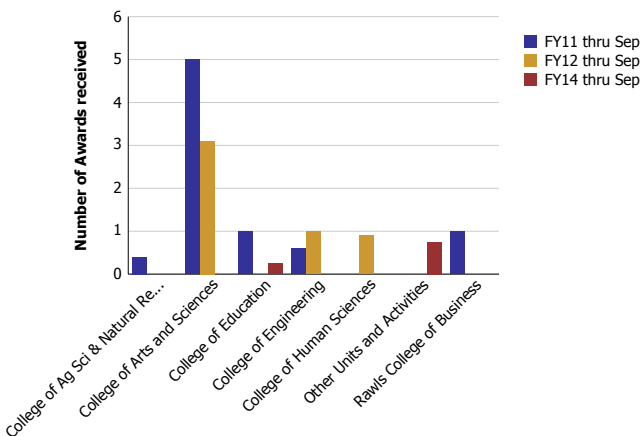


Proposal Value submitted to NIH by Submitting Unit

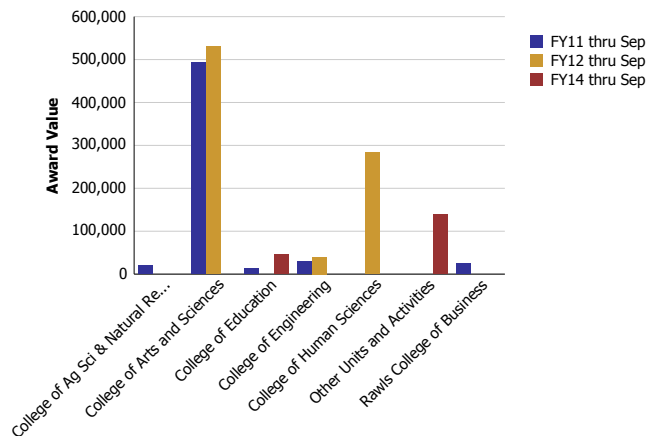


Number of Proposals submitted	FY11 thru Sep	FY12 thru Sep	FY13 thru Sep	FY14 thru Sep	Proposal Value	FY11 thru Sep	FY12 thru Sep	FY13 thru Sep	FY14 thru Sep
College of Ag Sci & Natural Resources		1.00			College of Ag Sci & Natural Resources		643,402		
College of Arts and Sciences	3.00	2.00		0.70	College of Arts and Sciences	796,039	1,731,900		213,496
College of Engineering	4.00				College of Engineering	2,644,286			
College of Human Sciences			1.00		College of Human Sciences			104,811	
Other Units and Activities	1.00				Other Units and Activities	151,066			
Rawls College of Business				0.30	Rawls College of Business				91,498
Total	8	3	1	1	Total	3,591,391	2,375,302	104,811	304,994

Number of Awards received from NIH by Submitting Unit



Award Value received from NIH by Submitting Unit



Number of Awards received	FY11 thru Sep	FY12 thru Sep	FY14 thru Sep
College of Ag Sci & Natural Resources	0.40		
College of Arts and Sciences	5.00	3.10	
College of Education	1.00		0.25
College of Engineering	0.60	1.00	
College of Human Sciences		0.90	
Other Units and Activities			0.75
Rawls College of Business	1.00		
Total	8	5	1

Award Value	FY11 thru Sep	FY12 thru Sep	FY14 thru Sep
College of Ag Sci & Natural Resources	20,000		
College of Arts and Sciences	493,555	529,848	
College of Education	13,000		46,518
College of Engineering	30,000	40,000	
College of Human Sciences		282,566	
Other Units and Activities			139,552
Rawls College of Business	25,025		
Total	581,580	852,414	186,070