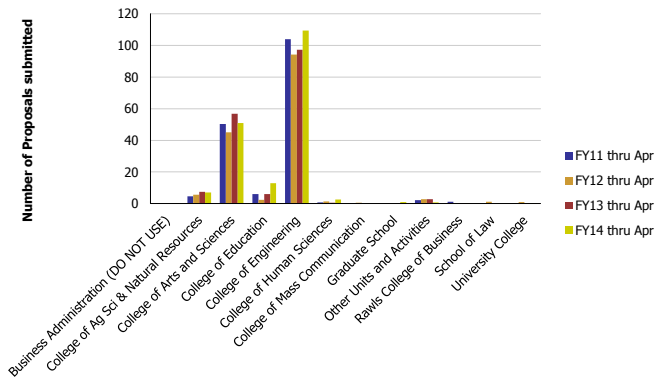
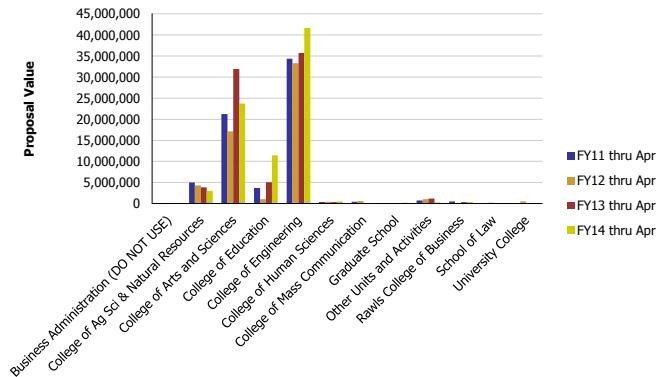


## Research Metrics through April FY14 (by Faculty Home Department) (NSF)

Number of Proposals submitted to NSF by Faculty Home Department

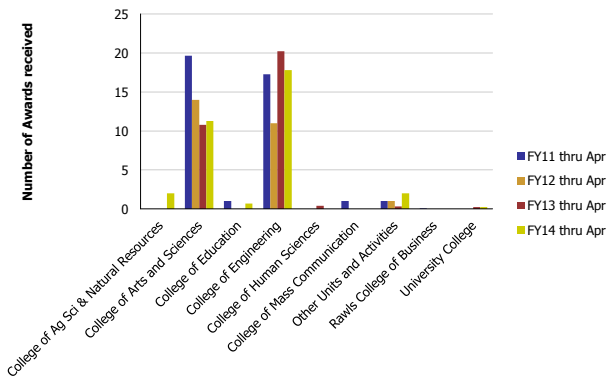


Proposal Value submitted to NSF by Faculty Home Department

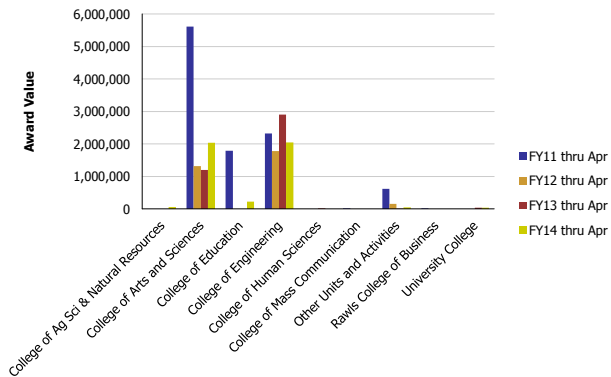


Number of Proposals submitted	FY11 thru Apr	FY12 thru Apr	FY13 thru Apr	FY14 thru Apr	Proposal Value	FY11 thru Apr	FY12 thru Apr	FY13 thru Apr	FY14 thru Apr
Business Administration (DO NOT USE)				0.08	Business Administration (DO NOT USE)				48,000
College of Ag Sci & Natural Resources	4.60	5.58	7.43	6.98	College of Ag Sci & Natural Resources	4,968,581	4,323,700	3,855,407	2,996,260
College of Arts and Sciences	50.23	45.11	56.73	50.90	College of Arts and Sciences	21,243,209	17,147,178	31,911,945	23,731,169
College of Education	6.09	2.33	6.00	12.79	College of Education	3,723,859	1,002,657	5,074,551	11,466,708
College of Engineering	103.99	94.21	97.27	109.45	College of Engineering	34,359,797	33,309,116	35,758,492	41,634,727
College of Human Sciences	0.73	1.43	0.52	2.65	College of Human Sciences	362,190	391,459	377,883	487,197
College of Mass Communication	0.20	0.55			College of Mass Communication	433,081	613,431		
Graduate School				1.00	Graduate School				215,029
Other Units and Activities	2.06	2.78	2.78	0.67	Other Units and Activities	743,454	1,024,537	1,149,232	268,000
Rawls College of Business	1.10		0.12	0.33	Rawls College of Business	476,919		359,972	383,238
School of Law		1.10			School of Law		234,717		
University College		0.91	0.15	0.15	University College		525,792	149,660	149,968
<b>Total</b>	<b>169</b>	<b>154</b>	<b>171</b>	<b>185</b>	<b>Total</b>	<b>66,311,090</b>	<b>58,572,587</b>	<b>78,637,141</b>	<b>81,380,296</b>

Number of Awards received from NSF by Faculty Home Department



Award Value received from NSF by Faculty Home Department



Number of Awards received	FY11 thru Apr	FY12 thru Apr	FY13 thru Apr	FY14 thru Apr	Award Value	FY11 thru Apr	FY12 thru Apr	FY13 thru Apr	FY14 thru Apr
College of Ag Sci & Natural Resources				2.00	College of Ag Sci & Natural Resources				60,336
College of Arts and Sciences	19.67	14.00	10.79	11.26	College of Arts and Sciences	5,609,250	1,314,624	1,194,362	2,032,433
College of Education	1.00			0.68	College of Education	1,790,953			223,037
College of Engineering	17.28	11.00	20.23	17.80	College of Engineering	2,321,231	1,781,720	2,899,133	2,048,115
College of Human Sciences			0.40		College of Human Sciences			17,674	
College of Mass Communication	1.00				College of Mass Communication	20,144			
Other Units and Activities	1.00	1.00	0.33	2.01	Other Units and Activities	618,707	155,461	3,300	43,825
Rawls College of Business	0.05				Rawls College of Business	20,750			
University College			0.25	0.25	University College			35,789	35,920
<b>Total</b>	<b>40</b>	<b>26</b>	<b>32</b>	<b>34</b>	<b>Total</b>	<b>10,381,035</b>	<b>3,251,805</b>	<b>4,150,257</b>	<b>4,443,665</b>