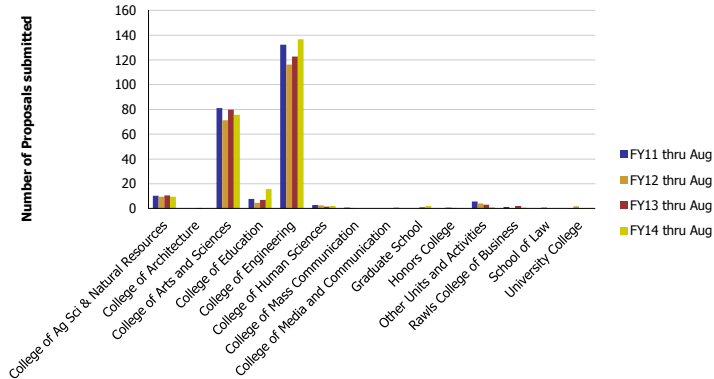
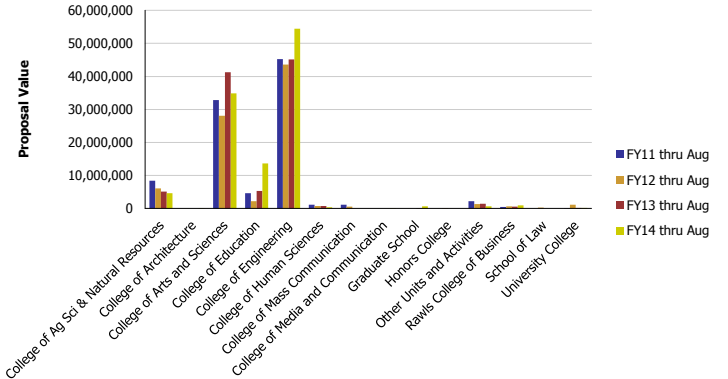


Research Metrics through August FY14 (by Faculty Home Department) (NSF)

Number of Proposals submitted to NSF by Faculty Home Department

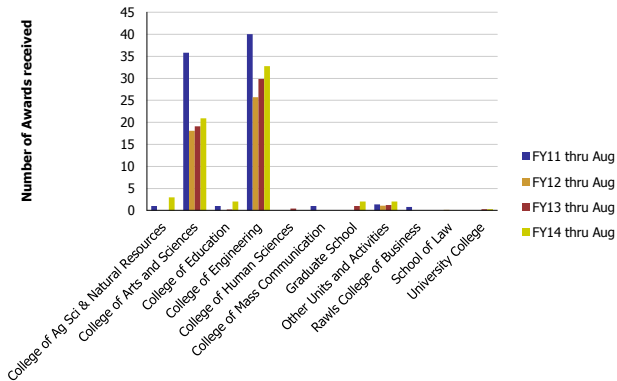


Proposal Value submitted to NSF by Faculty Home Department

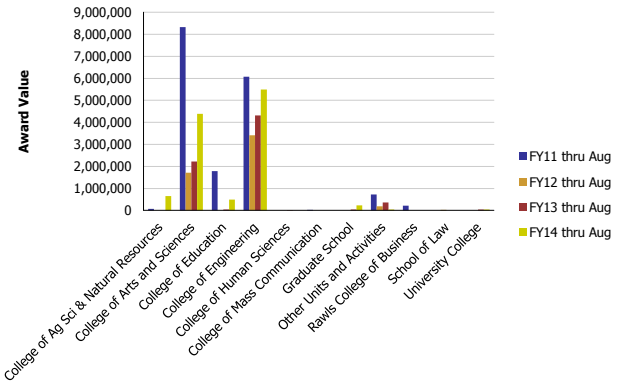


Number of Proposals submitted	FY11 thru Aug	FY12 thru Aug	FY13 thru Aug	FY14 thru Aug	Proposal Value	FY11 thru Aug	FY12 thru Aug	FY13 thru Aug	FY14 thru Aug
College of Ag Sci & Natural Resources	10.27	9.58	10.43	9.63	College of Ag Sci & Natural Resources	8,447,492	6,083,286	5,102,399	4,643,967
College of Architecture			0.50	0.10	College of Architecture			0	72,000
College of Arts and Sciences	81.11	71.30	79.76	75.60	College of Arts and Sciences	32,885,829	28,131,967	41,288,191	34,845,948
College of Education	7.71	4.53	7.03	15.79	College of Education	4,622,053	2,189,594	5,320,771	13,626,343
College of Engineering	132.26	116.37	122.81	136.80	College of Engineering	45,227,670	43,643,986	45,180,756	54,497,172
College of Human Sciences	2.73	2.43	1.52	2.15	College of Human Sciences	1,187,437	793,237	780,044	374,697
College of Mass Communication	0.84	0.55			College of Mass Communication	1,190,730	613,431		
College of Media and Communication				1.00	College of Media and Communication				24,386
Graduate School			1.00	2.00	Graduate School			126,000	674,270
Honors College		1.00	0.50		Honors College		37,456	0	
Other Units and Activities	5.68	4.11	3.18	1.12	Other Units and Activities	2,222,965	1,377,235	1,401,844	667,906
Rawls College of Business	1.20	0.20	2.12	0.66	Rawls College of Business	485,366	699,969	549,459	938,259
School of Law		1.10			School of Law		234,717		
University College	0.20	1.83	0.15	0.15	University College	40,000	1,144,649	149,660	149,968
Total	242	213	229	245	Total	96,309,541	84,949,526	99,899,124	110,514,916

Number of Awards received from NSF by Faculty Home Department



Award Value received from NSF by Faculty Home Department



Number of Awards received	FY11 thru Aug	FY12 thru Aug	FY13 thru Aug	FY14 thru Aug	Award Value	FY11 thru Aug	FY12 thru Aug	FY13 thru Aug	FY14 thru Aug
College of Ag Sci & Natural Resources	1.00			3.00	College of Ag Sci & Natural Resources	66,441			653,677
College of Arts and Sciences	35.85	18.05	19.13	20.95	College of Arts and Sciences	8,327,069	1,719,608	2,224,535	4,387,148
College of Education	1.00		0.20	1.99	College of Education	1,790,953		41,903	491,846
College of Engineering	40.05	25.75	29.83	32.80	College of Engineering	6,066,848	3,410,764	4,310,617	5,490,723
College of Human Sciences			0.40		College of Human Sciences			17,674	
College of Mass Communication	1.00				College of Mass Communication	20,144			
Graduate School			1.00	2.00	Graduate School			44,000	226,029
Other Units and Activities	1.35	1.10	1.19	2.01	Other Units and Activities	723,707	185,458	356,784	43,825
Rawls College of Business	0.75				Rawls College of Business	211,223			
School of Law		0.10			School of Law		29,997		
University College			0.25	0.25	University College			35,789	35,920
Total	81	45	52	63	Total	17,206,386	5,345,826	7,031,301	11,329,168