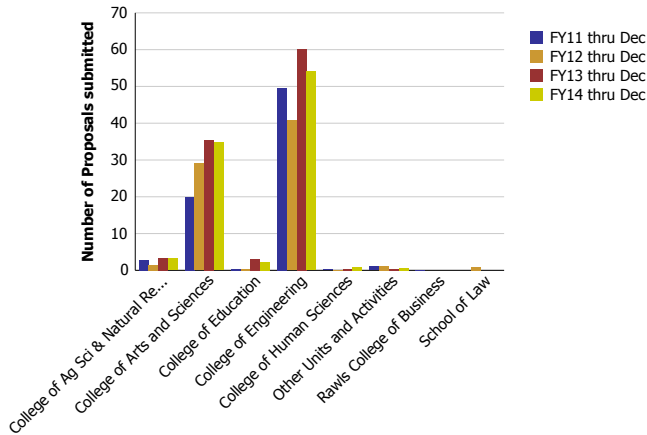
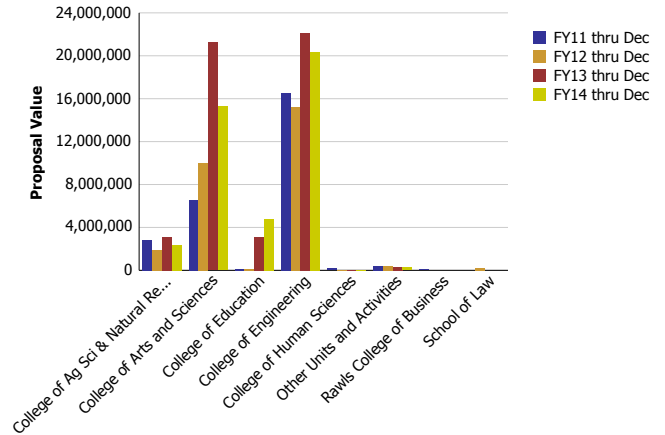


Research Metrics through December FY14 (by Faculty Home Department) (NSF)

Number of Proposals submitted to NSF by Faculty Home Department

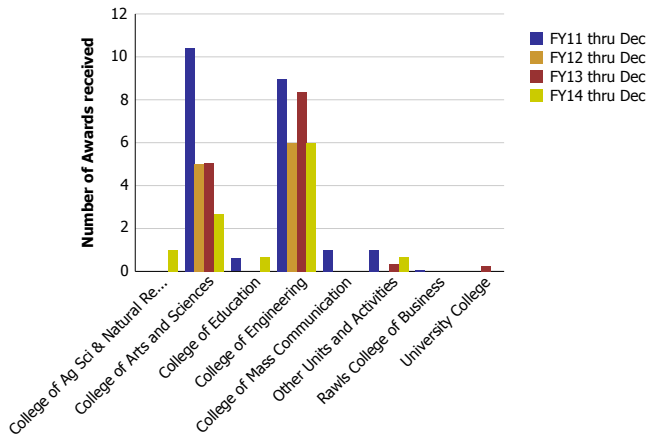


Proposal Value submitted to NSF by Faculty Home Department

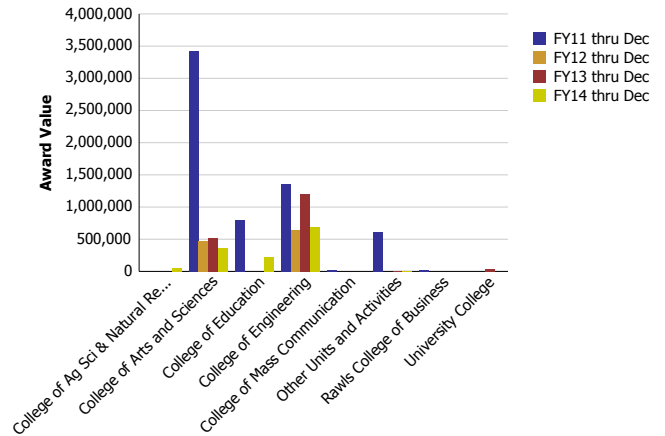


Number of Proposals submitted	FY11 thru Dec	FY12 thru Dec	FY13 thru Dec	FY14 thru Dec	Proposal Value	FY11 thru Dec	FY12 thru Dec	FY13 thru Dec	FY14 thru Dec
College of Ag Sci & Natural Resources	2.90	1.43	3.40	3.22	College of Ag Sci & Natural Resources	2,854,696	1,898,204	3,118,422	2,386,851
College of Arts and Sciences	20.00	29.09	35.48	34.77	College of Arts and Sciences	6,528,155	9,986,253	21,251,475	15,270,967
College of Education	0.33	0.40	3.17	2.30	College of Education	113,850	122,659	3,125,491	4,771,801
College of Engineering	49.51	40.73	60.25	54.04	College of Engineering	16,551,513	15,236,981	22,133,924	20,337,871
College of Human Sciences	0.20	0.10	0.40	1.00	College of Human Sciences	158,645	35,495	17,911	45,000
Other Units and Activities	1.01	1.25	0.30	0.67	Other Units and Activities	421,427	388,498	300,074	268,000
Rawls College of Business	0.05				Rawls College of Business	74,904			
School of Law		1.00			School of Law		204,720		
Total	74	74	103	96	Total	26,703,191	27,872,810	49,947,298	43,080,490

Number of Awards received from NSF by Faculty Home Department



Award Value received from NSF by Faculty Home Department



Number of Awards received	FY11 thru Dec	FY12 thru Dec	FY13 thru Dec	FY14 thru Dec	Award Value	FY11 thru Dec	FY12 thru Dec	FY13 thru Dec	FY14 thru Dec
College of Ag Sci & Natural Resources				1.00	College of Ag Sci & Natural Resources				53,336
College of Arts and Sciences	10.40	5.00	5.04	2.68	College of Arts and Sciences	3,420,654	467,003	517,355	367,455
College of Education	0.60			0.68	College of Education	794,818			223,037
College of Engineering	8.95	6.00	8.38	5.97	College of Engineering	1,356,866	637,793	1,203,009	695,296
College of Mass Communication	1.00				College of Mass Communication	20,144			
Other Units and Activities	1.00		0.33	0.67	Other Units and Activities	618,707		3,300	2,955
Rawls College of Business	0.05				Rawls College of Business	20,750			
University College			0.25		University College			35,789	
Total	22	11	14	11	Total	6,231,940	1,104,796	1,759,452	1,342,079