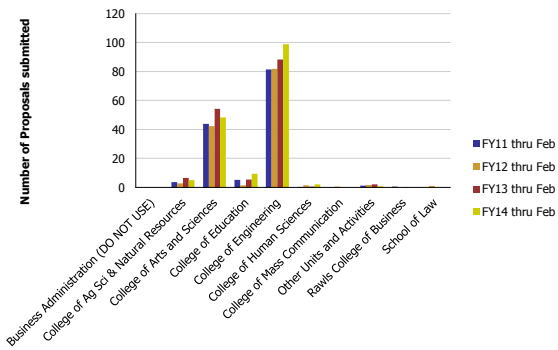
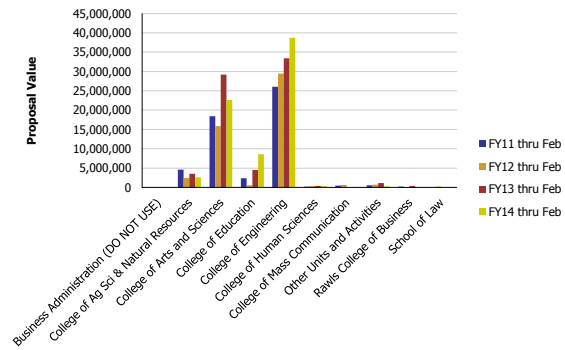


## Research Metrics through February FY14 (by Faculty Home Department) (NSF)

Number of Proposals submitted to NSF by Faculty Home Department

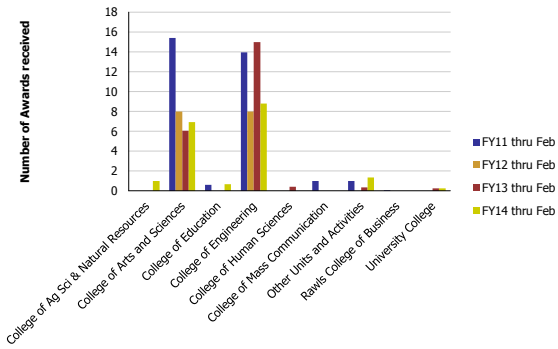


Proposal Value submitted to NSF by Faculty Home Department

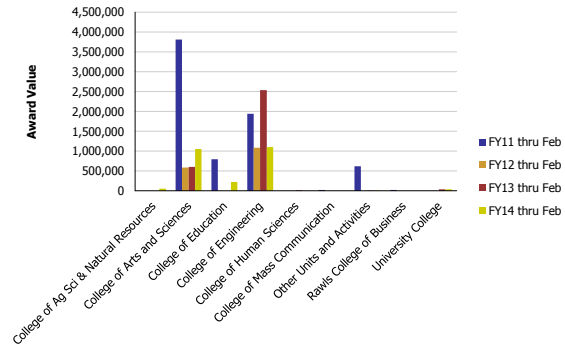


Number of Proposals submitted	FY11 thru Feb	FY12 thru Feb	FY13 thru Feb	FY14 thru Feb	Proposal Value	FY11 thru Feb	FY12 thru Feb	FY13 thru Feb	FY14 thru Feb
Business Administration (DO NOT USE)					0.08				48,000
College of Ag Sci & Natural Resources	3.60	2.83	6.43	4.98	College of Ag Sci & Natural Resources	4,569,322	2,446,230	3,495,804	2,617,959
College of Arts and Sciences	43.73	42.22	54.13	48.19	College of Arts and Sciences	18,453,479	15,832,441	29,201,500	22,646,499
College of Education	5.09	1.40	5.40	9.29	College of Education	2,336,796	497,659	4,515,650	8,541,490
College of Engineering	81.32	81.87	88.29	98.79	College of Engineering	26,079,461	29,444,010	33,411,182	38,693,063
College of Human Sciences	0.40	1.43	0.52	2.00	College of Human Sciences	230,190	391,459	377,883	344,697
College of Mass Communication	0.20	0.55			College of Mass Communication	433,081	613,431		
Other Units and Activities	1.21	1.70	2.11	0.67	Other Units and Activities	538,454	681,838	1,146,278	268,000
Rawls College of Business	0.45		0.12		Rawls College of Business	222,796		359,972	
School of Law		1.00			School of Law		204,720		
<b>Total</b>	<b>136</b>	<b>133</b>	<b>157</b>	<b>164</b>	<b>Total</b>	<b>52,863,579</b>	<b>50,111,789</b>	<b>72,508,267</b>	<b>73,159,707</b>

Number of Awards received from NSF by Faculty Home Department



Award Value received from NSF by Faculty Home Department



Number of Awards received	FY11 thru Feb	FY12 thru Feb	FY13 thru Feb	FY14 thru Feb	Award Value	FY11 thru Feb	FY12 thru Feb	FY13 thru Feb	FY14 thru Feb
College of Ag Sci & Natural Resources				1.00	College of Ag Sci & Natural Resources				53,336
College of Arts and Sciences	15.40	8.00	6.04	6.93	College of Arts and Sciences	3,814,028	586,849	599,865	1,057,132
College of Education	0.60			0.68	College of Education	794,818			223,037
College of Engineering	13.95	8.00	14.98	8.80	College of Engineering	1,940,332	1,086,720	2,534,353	1,101,230
College of Human Sciences			0.40		College of Human Sciences			17,674	
College of Mass Communication	1.00				College of Mass Communication	20,144			
Other Units and Activities	1.00		0.33	1.34	Other Units and Activities	618,707		3,300	3,625
Rawls College of Business	0.05				Rawls College of Business	20,750			
University College			0.25	0.25	University College			35,789	35,920
<b>Total</b>	<b>32</b>	<b>16</b>	<b>22</b>	<b>19</b>	<b>Total</b>	<b>7,208,780</b>	<b>1,673,569</b>	<b>3,190,980</b>	<b>2,474,279</b>