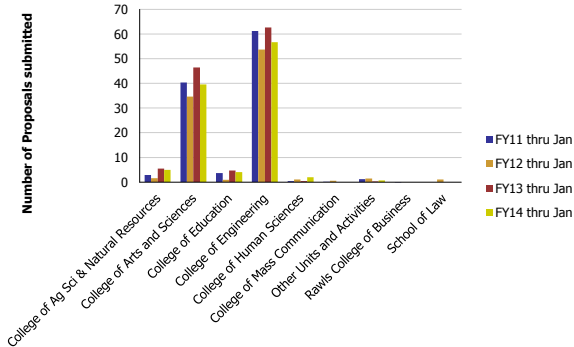
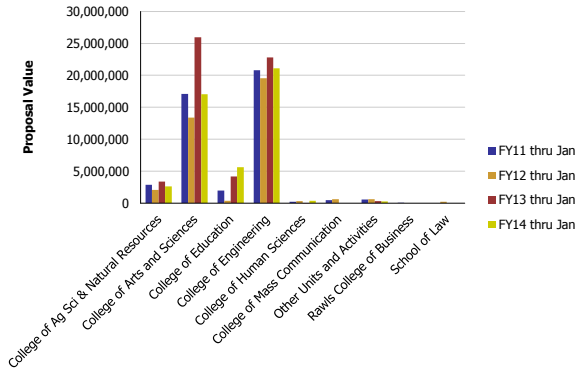


Research Metrics through January FY14 (by Faculty Home Department) (NSF)

Number of Proposals submitted to NSF by Faculty Home Department

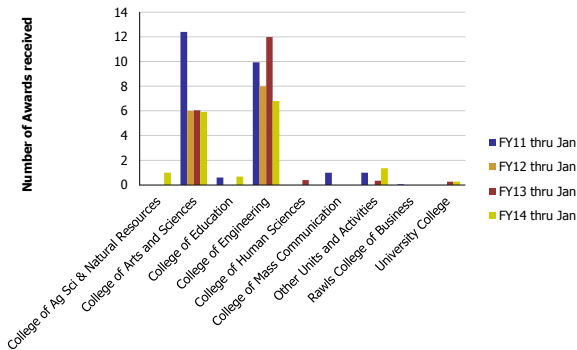


Proposal Value submitted to NSF by Faculty Home Department

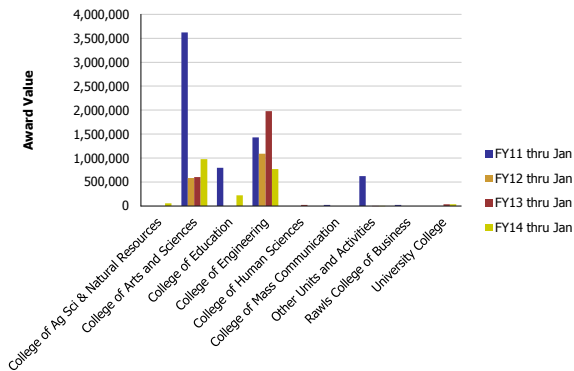


Number of Proposals submitted	FY11 thru Jan	FY12 thru Jan	FY13 thru Jan	FY14 thru Jan	Proposal Value	FY11 thru Jan	FY12 thru Jan	FY13 thru Jan	FY14 thru Jan
College of Ag Sci & Natural Resources	2.90	1.58	5.40	4.98	College of Ag Sci & Natural Resources	2,854,697	2,065,503	3,343,640	2,617,959
College of Arts and Sciences	40.40	34.69	46.48	39.59	College of Arts and Sciences	17,085,014	13,360,918	25,978,331	17,018,850
College of Education	3.63	0.90	4.67	4.10	College of Education	1,954,273	347,659	4,183,228	5,621,865
College of Engineering	61.21	53.73	62.75	56.66	College of Engineering	20,806,008	19,536,447	22,806,123	21,088,612
College of Human Sciences	0.40	1.10	0.40	2.00	College of Human Sciences	230,190	284,337	17,911	344,697
College of Mass Communication	0.20	0.55			College of Mass Communication	433,081	613,431		
Other Units and Activities	1.21	1.45	0.30	0.67	Other Units and Activities	538,454	601,294	300,074	268,000
Rawls College of Business	0.05				Rawls College of Business	74,904			
School of Law		1.00			School of Law		204,720		
Total	110	95	120	108	Total	43,976,620	37,014,309	56,629,308	46,959,983

Number of Awards received from NSF by Faculty Home Department



Award Value received from NSF by Faculty Home Department



Number of Awards received	FY11 thru Jan	FY12 thru Jan	FY13 thru Jan	FY14 thru Jan	Award Value	FY11 thru Jan	FY12 thru Jan	FY13 thru Jan	FY14 thru Jan
College of Ag Sci & Natural Resources				1.00	College of Ag Sci & Natural Resources				53,336
College of Arts and Sciences	12.40	6.00	6.04	5.93	College of Arts and Sciences	3,621,727	581,187	599,865	978,027
College of Education	0.60			0.68	College of Education	794,818			223,037
College of Engineering	9.95	8.00	11.98	6.80	College of Engineering	1,432,779	1,086,720	1,977,398	767,466
College of Human Sciences			0.40		College of Human Sciences			17,674	
College of Mass Communication	1.00				College of Mass Communication	20,144			
Other Units and Activities	1.00		0.33	1.34	Other Units and Activities	618,707		3,300	3,625
Rawls College of Business	0.05				Rawls College of Business	20,750			
University College			0.25	0.25	University College			35,789	35,920
Total	25	14	19	16	Total	6,508,926	1,667,907	2,634,025	2,061,410