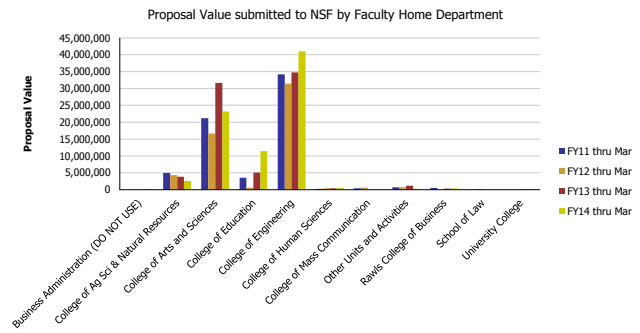
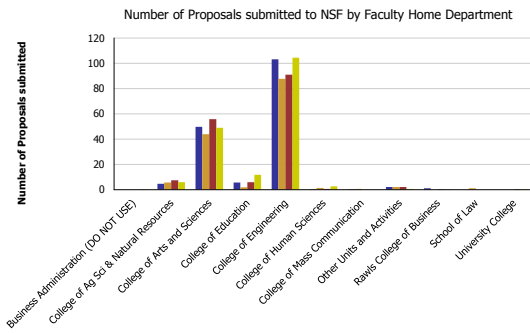
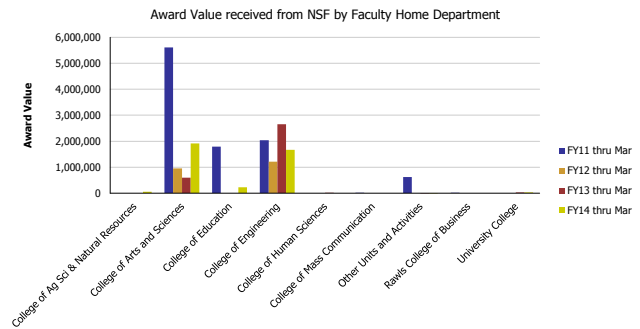
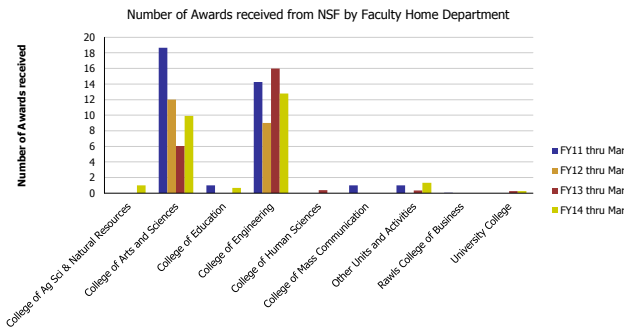


## Research Metrics through March FY14 (by Faculty Home Department) (NSF)



Number of Proposals submitted	FY11 thru Mar	FY12 thru Mar	FY13 thru Mar	FY14 thru Mar	Proposal Value	FY11 thru Mar	FY12 thru Mar	FY13 thru Mar	FY14 thru Mar
Business Administration (DO NOT USE)				0.08	Business Administration (DO NOT USE)				48,000
College of Ag Sci & Natural Resources	4.60	5.58	7.43	5.98	College of Ag Sci & Natural Resources	4,968,581	4,323,700	3,855,407	2,624,959
College of Arts and Sciences	49.73	43.81	55.73	48.90	College of Arts and Sciences	21,240,209	16,676,068	31,589,636	23,220,618
College of Education	5.76	1.90	6.00	11.79	College of Education	3,591,859	572,657	5,074,551	11,445,788
College of Engineering	103.15	87.70	90.94	104.45	College of Engineering	34,220,797	31,434,247	34,776,726	41,021,452
College of Human Sciences	0.40	1.43	0.52	2.65	College of Human Sciences	230,190	391,459	377,883	487,197
College of Mass Communication	0.20	0.55			College of Mass Communication	433,081	613,431		
Other Units and Activities	2.06	2.03	2.11	0.67	Other Units and Activities	743,454	685,138	1,146,278	268,000
Rawls College of Business	1.10		0.12	0.33	Rawls College of Business	476,919		359,972	383,238
School of Law		1.00			School of Law		204,720		
University College			0.15	0.15	University College			149,660	149,968
<b>Total</b>	<b>167</b>	<b>144</b>	<b>163</b>	<b>175</b>	<b>Total</b>	<b>65,905,090</b>	<b>54,901,421</b>	<b>77,330,111</b>	<b>79,649,220</b>



Number of Awards received	FY11 thru Mar	FY12 thru Mar	FY13 thru Mar	FY14 thru Mar	Award Value	FY11 thru Mar	FY12 thru Mar	FY13 thru Mar	FY14 thru Mar
College of Ag Sci & Natural Resources				1.00	College of Ag Sci & Natural Resources				53,336
College of Arts and Sciences	18.67	12.00	6.04	9.93	College of Arts and Sciences	5,611,250	953,986	599,865	1,914,730
College of Education	1.00			0.68	College of Education	1,790,953			223,037
College of Engineering	14.28	9.00	15.98	12.80	College of Engineering	2,036,032	1,206,720	2,653,633	1,662,067
College of Human Sciences				0.40	College of Human Sciences			17,674	
College of Mass Communication	1.00				College of Mass Communication	20,144			
Other Units and Activities	1.00		0.33	1.34	Other Units and Activities	618,707		3,300	3,625
Rawls College of Business	0.05				Rawls College of Business	20,750			
University College			0.25	0.25	University College			35,789	35,920
<b>Total</b>	<b>36</b>	<b>21</b>	<b>23</b>	<b>26</b>	<b>Total</b>	<b>10,097,836</b>	<b>2,160,706</b>	<b>3,310,260</b>	<b>3,892,714</b>