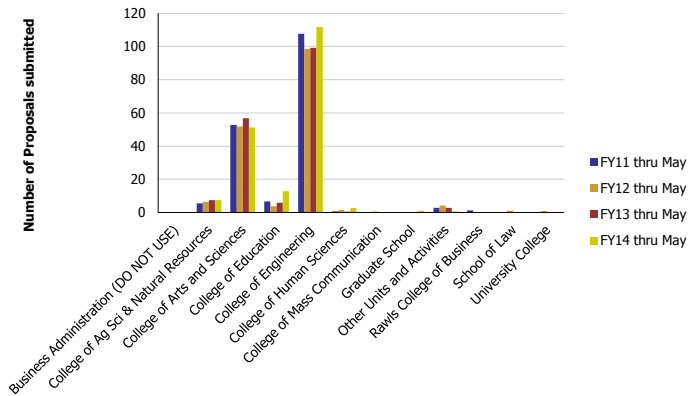
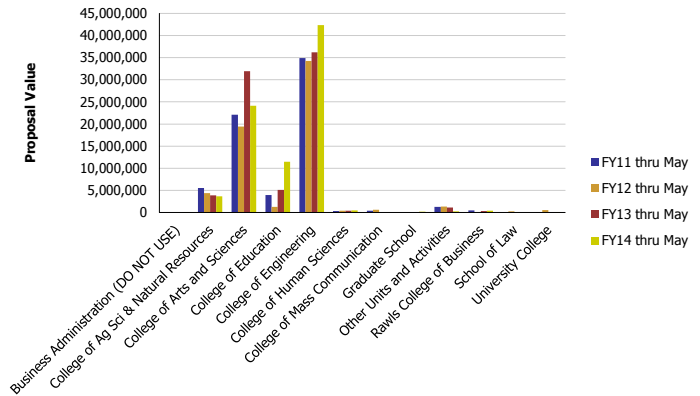


Research Metrics through May FY14 (by Faculty Home Department) (NSF)

Number of Proposals submitted to NSF by Faculty Home Department

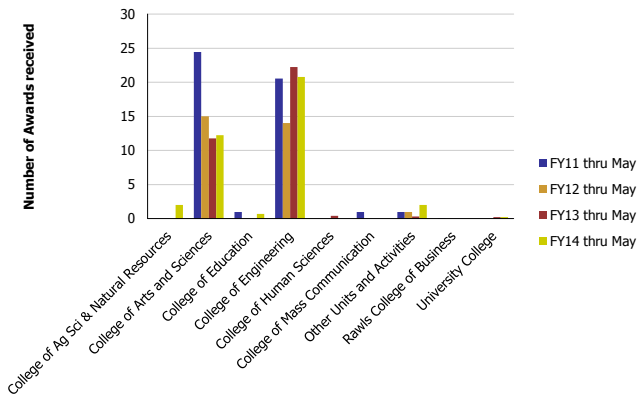


Proposal Value submitted to NSF by Faculty Home Department

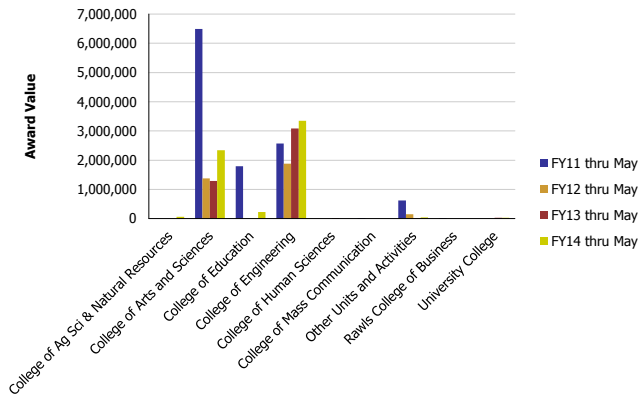


Number of Proposals submitted	FY11 thru May	FY12 thru May	FY13 thru May	FY14 thru May	Proposal Value	FY11 thru May	FY12 thru May	FY13 thru May	FY14 thru May
Business Administration (DO NOT USE)				0.08	Business Administration (DO NOT USE)				48,000
College of Ag Sci & Natural Resources	5.60	6.58	7.43	7.43	College of Ag Sci & Natural Resources	5,567,627	4,363,634	3,855,407	3,671,137
College of Arts and Sciences	52.83	51.79	56.73	51.15	College of Arts and Sciences	22,072,424	19,392,776	31,911,945	24,106,101
College of Education	6.69	3.83	6.00	12.79	College of Education	3,962,830	1,289,625	5,074,551	11,466,708
College of Engineering	107.69	98.70	99.27	111.75	College of Engineering	34,882,034	34,214,128	36,206,310	42,334,646
College of Human Sciences	0.73	1.43	0.52	2.65	College of Human Sciences	362,190	391,459	377,883	487,197
College of Mass Communication	0.20	0.55			College of Mass Communication	433,081	613,431		
Graduate School				1.00	Graduate School				215,029
Other Units and Activities	2.86	4.11	2.78	0.67	Other Units and Activities	1,253,210	1,377,235	1,149,232	268,000
Rawls College of Business	1.20		0.12	0.33	Rawls College of Business	485,366		359,972	383,238
School of Law		1.10			School of Law		234,717		
University College	0.20	0.91	0.15	0.15	University College	40,000	525,792	149,660	149,968
Total	178	169	173	188	Total	69,058,762	62,402,796	79,084,959	83,130,023

Number of Awards received from NSF by Faculty Home Department



Award Value received from NSF by Faculty Home Department



Number of Awards received	FY11 thru May	FY12 thru May	FY13 thru May	FY14 thru May	Award Value	FY11 thru May	FY12 thru May	FY13 thru May	FY14 thru May
College of Ag Sci & Natural Resources				2.00	College of Ag Sci & Natural Resources				60,336
College of Arts and Sciences	24.42	15.00	11.79	12.26	College of Arts and Sciences	6,485,019	1,380,992	1,294,287	2,341,513
College of Education	1.00			0.68	College of Education	1,790,953			223,037
College of Engineering	20.53	14.00	22.23	20.80	College of Engineering	2,569,881	1,880,985	3,083,413	3,351,902
College of Human Sciences			0.40		College of Human Sciences			17,674	
College of Mass Communication	1.00				College of Mass Communication	20,144			
Other Units and Activities	1.00	1.00	0.33	2.01	Other Units and Activities	618,707	155,461	3,300	43,825
Rawls College of Business	0.05				Rawls College of Business	20,750			
University College			0.25	0.25	University College			35,789	35,920
Total	48	30	35	38	Total	11,505,454	3,417,438	4,434,462	6,056,532