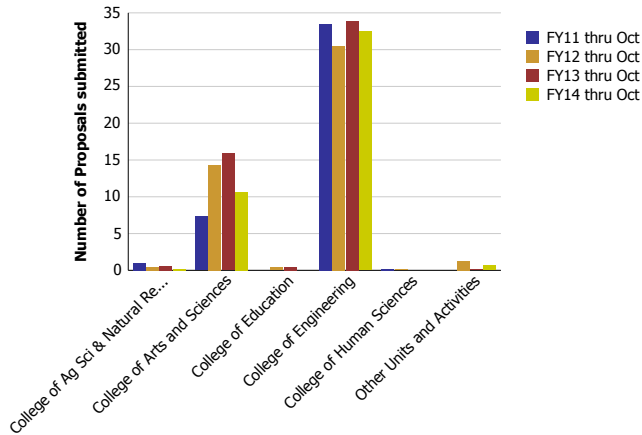
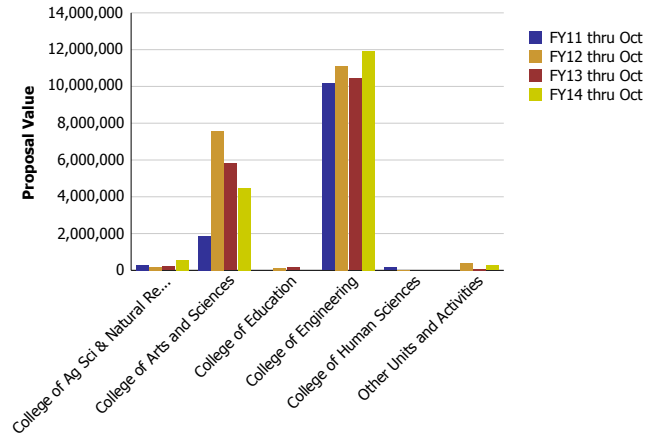


Research Metrics through October FY14 (by Faculty Home Department) (NSF)

Number of Proposals submitted to NSF by Faculty Home Department

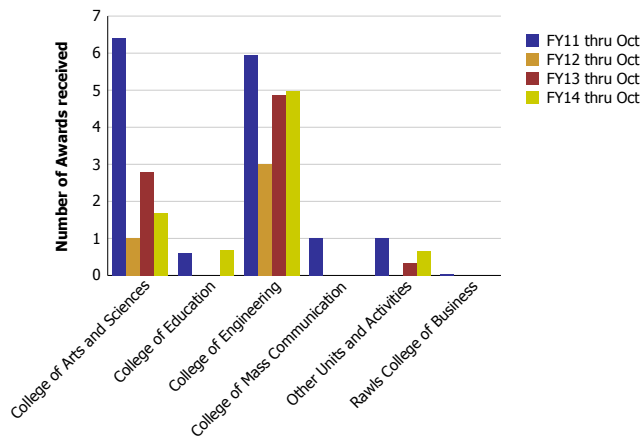


Proposal Value submitted to NSF by Faculty Home Department

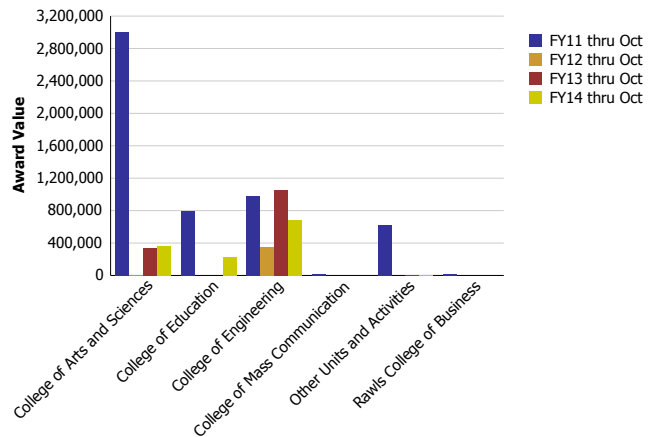


Number of Proposals submitted	FY11 thru Oct	FY12 thru Oct	FY13 thru Oct	FY14 thru Oct	Proposal Value	FY11 thru Oct	FY12 thru Oct	FY13 thru Oct	FY14 thru Oct
College of Ag Sci & Natural Resources	1.00	0.43	0.60	0.22	College of Ag Sci & Natural Resources	299,578	199,485	207,892	550,000
College of Arts and Sciences	7.31	14.29	15.87	10.64	College of Arts and Sciences	1,861,264	7,582,748	5,813,570	4,476,257
College of Education		0.40	0.50		College of Education		122,659	150,000	
College of Engineering	33.49	30.53	33.93	32.47	College of Engineering	10,155,340	11,113,228	10,431,984	11,919,462
College of Human Sciences	0.20	0.10			College of Human Sciences	158,645	35,495		
Other Units and Activities		1.25	0.10	0.67	Other Units and Activities		388,498	60,561	268,000
Total	42	47	51	44	Total	12,474,827	19,442,113	16,664,007	17,213,719

Number of Awards received from NSF by Faculty Home Department



Award Value received from NSF by Faculty Home Department



Number of Awards received	FY11 thru Oct	FY12 thru Oct	FY13 thru Oct	FY14 thru Oct	Award Value	FY11 thru Oct	FY12 thru Oct	FY13 thru Oct	FY14 thru Oct
College of Arts and Sciences	6.40	1.00	2.79	1.68	College of Arts and Sciences	3,009,189	7,500	337,988	364,455
College of Education	0.60			0.68	College of Education	794,818			223,037
College of Engineering	5.95	3.00	4.88	4.97	College of Engineering	979,582	349,927	1,052,791	679,296
College of Mass Communication	1.00				College of Mass Communication	20,144			
Other Units and Activities	1.00		0.33	0.67	Other Units and Activities	618,707		3,300	2,955
Rawls College of Business	0.05				Rawls College of Business	20,750			
Total	15	4	8	8	Total	5,443,191	357,427	1,394,079	1,269,743