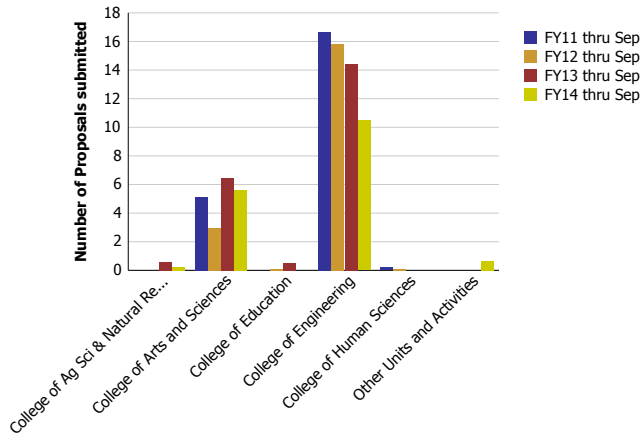
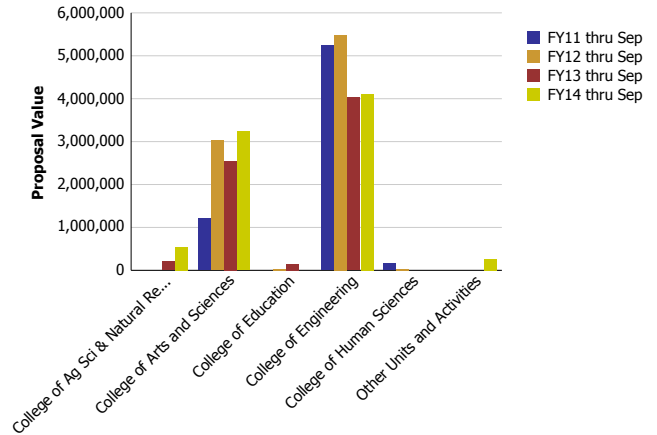


Research Metrics through September FY14 (by Faculty Home Department) (NSF)

Number of Proposals submitted to NSF by Faculty Home Department

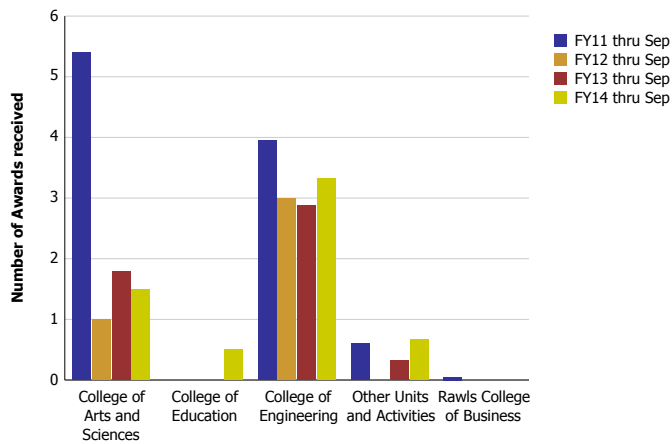


Proposal Value submitted to NSF by Faculty Home Department

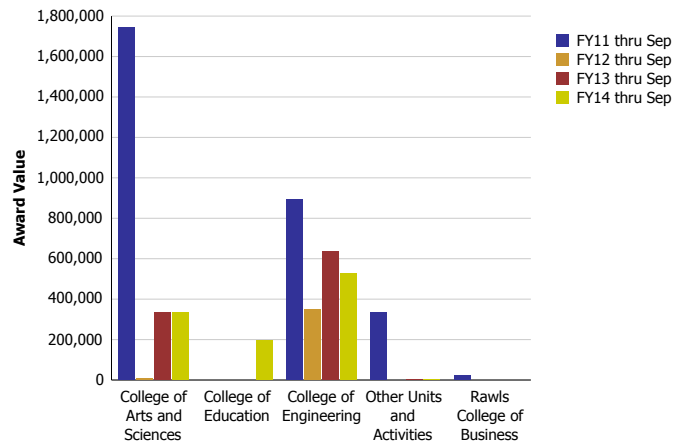


Number of Proposals submitted	FY11 thru Sep	FY12 thru Sep	FY13 thru Sep	FY14 thru Sep	Proposal Value	FY11 thru Sep	FY12 thru Sep	FY13 thru Sep	FY14 thru Sep
College of Ag Sci & Natural Resources			0.60	0.22	College of Ag Sci & Natural Resources			207,892	550,000
College of Arts and Sciences	5.15	2.96	6.47	5.64	College of Arts and Sciences	1,209,582	3,024,825	2,550,084	3,232,230
College of Education		0.10	0.50		College of Education		35,495	150,000	
College of Engineering	16.65	15.84	14.43	10.47	College of Engineering	5,238,600	5,483,850	4,030,166	4,101,482
College of Human Sciences	0.20	0.10			College of Human Sciences	158,645	35,495		
Other Units and Activities				0.67	Other Units and Activities				268,000
Total	22	19	22	17	Total	6,606,827	8,579,666	6,938,142	8,151,712

Number of Awards received from NSF by Faculty Home Department



Award Value received from NSF by Faculty Home Department



Number of Awards received	FY11 thru Sep	FY12 thru Sep	FY13 thru Sep	FY14 thru Sep	Award Value	FY11 thru Sep	FY12 thru Sep	FY13 thru Sep	FY14 thru Sep
College of Arts and Sciences	5.40	1.00	1.79	1.50	College of Arts and Sciences	1,745,462	7,500	334,988	336,054
College of Education				0.50	College of Education				194,636
College of Engineering	3.95	3.00	2.88	3.33	College of Engineering	894,495	349,927	637,419	528,315
Other Units and Activities	0.60		0.33	0.67	Other Units and Activities	332,710		3,300	2,955
Rawls College of Business	0.05				Rawls College of Business	20,750			
Total	10	4	5	6	Total	2,993,418	357,427	975,707	1,061,960