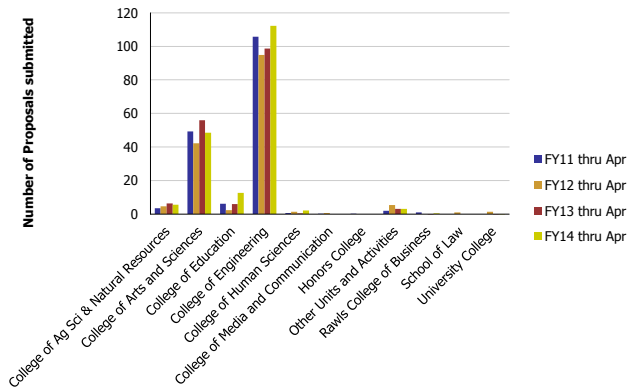
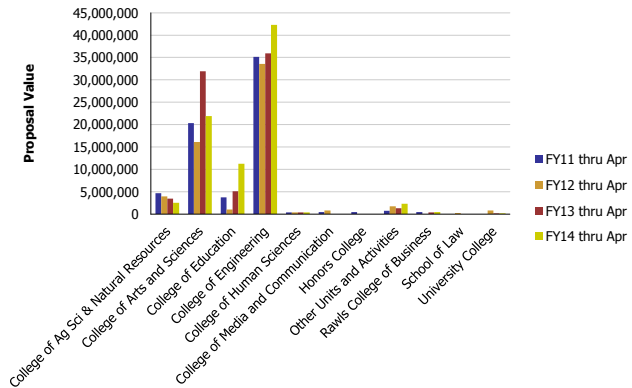


## Research Metrics through April FY14 (by Submitting Unit) NSF

Number of Proposals submitted to NSF by Submitting Unit

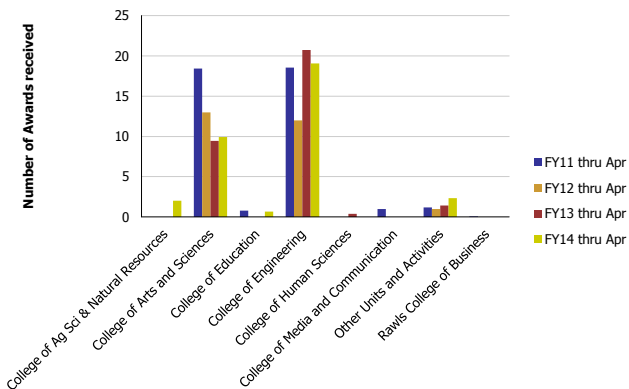


Proposal Value submitted to NSF by Submitting Unit

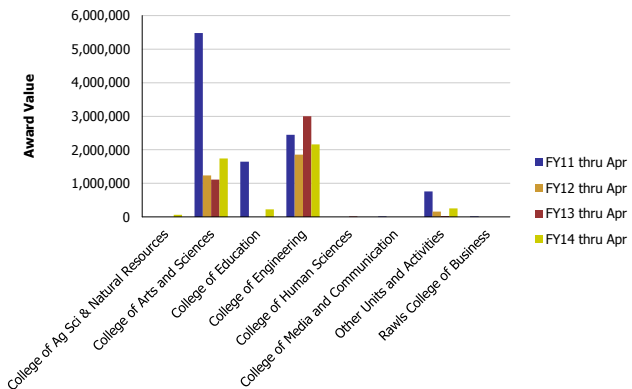


Number of Proposals submitted	FY11 thru Apr	FY12 thru Apr	FY13 thru Apr	FY14 thru Apr	Proposal Value	FY11 thru Apr	FY12 thru Apr	FY13 thru Apr	FY14 thru Apr
College of Ag Sci & Natural Resources	3.60	4.58	6.43	5.68	College of Ag Sci & Natural Resources	4,669,003	3,973,674	3,495,804	2,552,758
College of Arts and Sciences	49.22	42.24	55.86	48.56	College of Arts and Sciences	20,304,925	16,130,210	31,917,849	21,936,324
College of Education	6.09	2.33	6.00	12.61	College of Education	3,723,859	1,002,657	5,074,551	11,283,359
College of Engineering	105.80	94.86	98.72	112.28	College of Engineering	35,164,578	33,541,068	35,947,450	42,309,337
College of Human Sciences	0.73	1.33	0.52	2.15	College of Human Sciences	362,190	355,964	377,883	374,697
College of Media and Communication	0.20	0.70			College of Media and Communication	433,081	780,730		
Honors College	0.20				Honors College	433,081			
Other Units and Activities	2.06	5.45	3.20	3.16	Other Units and Activities	743,454	1,769,157	1,313,973	2,342,615
Rawls College of Business	1.10		0.12	0.41	Rawls College of Business	476,919		359,972	431,238
School of Law		1.10			School of Law		234,717		
University College		1.41	0.15	0.15	University College		784,410	149,660	149,968
<b>Total</b>	<b>169</b>	<b>154</b>	<b>171</b>	<b>185</b>	<b>Total</b>	<b>66,311,090</b>	<b>58,572,587</b>	<b>78,637,141</b>	<b>81,380,296</b>

Number of Awards received from NSF by Submitting Unit



Award Value received from NSF by Submitting Unit



Number of Awards received	FY11 thru Apr	FY12 thru Apr	FY13 thru Apr	FY14 thru Apr	Award Value	FY11 thru Apr	FY12 thru Apr	FY13 thru Apr	FY14 thru Apr
College of Ag Sci & Natural Resources				2.00	College of Ag Sci & Natural Resources				60,336
College of Arts and Sciences	18.42	13.00	9.45	9.93	College of Arts and Sciences	5,477,897	1,234,839	1,111,584	1,740,468
College of Education	0.80			0.68	College of Education	1,647,954			223,037
College of Engineering	18.53	12.00	20.73	19.05	College of Engineering	2,452,584	1,861,505	2,999,299	2,163,139
College of Human Sciences			0.40		College of Human Sciences			17,674	
College of Media and Communication	1.00				College of Media and Communication	20,144			
Other Units and Activities	1.20	1.00	1.42	2.34	Other Units and Activities	761,705	155,461	21,700	256,685
Rawls College of Business	0.05				Rawls College of Business	20,750			
<b>Total</b>	<b>40</b>	<b>26</b>	<b>32</b>	<b>34</b>	<b>Total</b>	<b>10,381,035</b>	<b>3,251,805</b>	<b>4,150,257</b>	<b>4,443,665</b>